



RCPAQAP
RCPA Quality Assurance Programs

2015 Product Catalogue

Protecting patients

Contents

RCPA Quality Assurance Programs Pty Ltd	2
Company accreditation	2
Company structure	2
Privacy policy	3
ENROLMENT OFFICE.....	4
Overview.....	4
Enrolment period	4
Terms of Trade *NEW.....	4
Payment.....	5
CHEMICAL PATHOLOGY GROUP	6
Chemical Pathology Discipline.....	6
HAEMATOLOGY & TRANSFUSION GROUP.....	17
Haematology Discipline.....	17
Transfusion Discipline.....	22
INFECTIOUS DISEASES & IMMUNOLOGY GROUP.....	24
Biosecurity Discipline.....	24
Immunology Discipline	26
Microbiology Discipline	32
Serology Discipline.....	35
Synovial Fluid Discipline	39
TISSUE & CELLULAR PATHOLOGY GROUP.....	40
Anatomical Pathology Discipline	40
Cytopathology Discipline.....	44
MOLECULAR UNIT	45
NON-ANALYTICAL PROGRAMS UNIT.....	49
KIMMS	50
POINT-OF-CARE TESTING.....	50
TRAINING AND COMPETENCY ASSESSMENT (TACA).....	54
VIRTUAL MICROSCOPY UNIT	55
Test Index	56



RCPA Quality Assurance Programs Pty Ltd

RCPA Quality Assurance Programs Pty Ltd (RCPAQAP) was formed in 1988 by the Royal College of Pathologists of Australasia (RCPA) and has evolved to become one of the world’s leading external quality assurance (EQA) providers to pathology laboratories in Australia and globally. Programs are provided for all disciplines of pathology.

All Programs have been developed with assistance from a number of professional bodies and with significant input from participating laboratories.

In line with our company’s philosophy all Programs are intended to continually improve the practice and standards of pathology services and health of patients.

Company accreditation

ISO/IEC 17043:2010

The RCPAQAP is accredited for compliance with ISO/IEC 17043 Conformity assessment - General requirements for proficiency testing



NATA Accredited Proficiency Testing Scheme Provider

Number: 14863

Accredited for compliance with ISO/IEC 17043:2010

ISO 9001:2008

The Company, including all disciplines and support services are certified to ISO 9001:2008



FS 605318

Company structure

Discipline-related Programs are clustered into business groups consisting of individual business units, each representing a pathology discipline or Program. The Groups are:

Chemical Pathology Group	Chemical Pathology
Haematology & Transfusion Group	Haematology & Transfusion
Infectious Diseases & Immunology Group	Biosecurity, Immunology, Microbiology, Serology & Synovial Fluid
Tissue and Cellular Pathology Group	Anatomical Pathology & Cytopathology
Molecular Unit	Molecular Genetics & Molecular Diagnostics (Haematology)
Non-Analytical Programs Unit	KIMMS
Virtual Microscopy Unit	

Privacy policy

RCPAQAP respects the rights of individuals to privacy and the confidentiality of information about individuals it deals with. RCPAQAP is bound by the Australian Privacy Principles ("APPs") contained in the Privacy Amendment (Enhancing privacy Protection) Act 2012 ("Privacy Amendment Act"). The Principles are designed to protect the confidentiality of personal information and the privacy of individuals by regulating the way personal information is managed. Information gathered in the course of RCPAQAP administered programs, which identifies the laboratory participating in those programs (Identifying Information), is strictly confidential, except as detailed below.

RCPAQAP keeps all participant details confidential. Such details will not be disclosed to a third party, unless required by legislation, without the prior written consent of the participant. In the course of administering its programs, Identifying Information is only made available to the employees of the specific discipline Program, except where written permission for its release to a third party has been sought and given by a participant laboratory. In addition, where RCPAQAP administers programs in co-operation with the Federal government, RCPAQAP may be required by the Federal government, its delegates or employees to release Identifying Information to NATA.

Further information on our Privacy Policy can be found at: www.rcpaqap.com.au



ENROLMENT OFFICE

Overview

The Enrolment Office provides a single point of contact for all enrolment enquiries. Enrolments must be completed online using myQAP. For any enquiries or issues with myQAP, please contact the Enrolment Office.

Enrolment period

Programs offered by the RCPAQAP are organised over a calendar year from January to December. Whilst the key time for participants to enrol is September to December of the preceding year, enrolments are offered throughout the year, for most programs, depending on sample availability.

Terms of Trade *NEW

Payment

All prices displayed are in Australian Dollars **\$AUD** and should be paid in Australian Dollars. Invoices must be finalised and **paid within 30 days**. If payment is not received within 60 days, RCPAQAP will withhold access to all reports and online submission of results until such time as the invoice is paid.

If payment is still not received by 90 days RCPAQAP will suspend all services (no survey material or reports will be issued). A laboratory is considered not enrolled until payment has been received and an Enrolment Certificate is issued. Australian participants are reminded that NPAAC requirements state that “pathology laboratories must be enrolled in external quality assurance” to meet their accreditation requirements.

Failure to pay within these terms will result in the cessation of delivery of material and reports to the participant.

RCPAQAP reserves the right to vary the Terms of Trade.

Refund policy

Invoices must be checked carefully as **no** refund will be paid on invoices greater than 30 days or where survey material has been dispatched. Cancellations received after 30 days or after material has been dispatched, will require the full amount of the invoice to be paid.

If participants do not provide the required information for a Refund (account and banking details) within 30 days, RCPAQAP reserve the right not to make the payment.

Pro-Rata Rates

Pro-rata rates apply on any enrolments after March of the current enrolment year. Approval will be required by RCPAQAP to determine sample availability. If samples are available the following rates will apply;

- Enrolments for 6 or more months, the full (100%) year enrolment cost
- Enrolments for less than 6 months, half (50%) of yearly enrolment cost

Certificates

A fee of \$50 will be charged (per copy) for hard copy of certificates.

Enrolment office contact details

Suite 201, Level 2, 8 Herbert Street
St Leonards NSW 2065
AUSTRALIA
email: enrolment@rcpagap.com.au

Australia
phone: 1300 78 29 20
fax: 1300 78 29 21

International
phone: +61 2 9045 6000
fax: +61 2 9356 2003

Payment

All prices should be paid in **AUSTRALIAN Dollars**. On completion of enrolment via myQAP, a Tax Invoice is generated and participants are then provided with several payment options.

IMPORTANT NOTE: *To avoid a delay in the processing of payment and to ensure the allocation of payment to the correct invoice please forward your remittance advice to remittance@rcpaqap.com.au*

PAYING BY ELECTRONIC FUNDS TRANSFER (EFT)

Company Name: RCPA Quality Assurance Programs Pty Limited
 Account Name: RCPA Quality Assurance Programs Pty Limited- Enrolment Account
 Bank: Westpac Bank
 Branch: Sydney
 BSB No: 032-000
 Swift code: WPAC AU2S
 Account No: 186614

PAYING BY CHEQUE

Please make cheques payable to “RCPA QUALITY ASSURANCE PROGRAMS PTY LTD” and return together with the remittance advice to:

Enrolment Office
 RCPA Quality Assurance Programs Pty Ltd
 Suite 201, Level 2, 8 Herbert Street
 St Leonards NSW 2065
 AUSTRALIA

PAYING BY TELEPHONE AND INTERNET BANKING — BPAY®

Contact your bank or financial institution to make this payment from your cheque, savings, debit, credit card or transaction account.

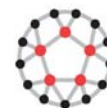
More info: www.bpay.com.au



PAYING BY CREDIT CARD

Please indicate for prompt processing.
 Credit Card: (Amex not accepted) Visa Mastercard
 Card No: _____
 Expiry Date.....
 Cardholder's Name.....
 Cardholder's Signature.....

Purchase Order	If participants have a PO number available before generating an invoice, this can be entered into myQAP when checking out. If a tax invoice is generated before a PO number can be referenced, please contact your accounts payable department.
-----------------------	-------------------------------------------------------------------------------------------------------------------------------------------------------------------------------------------------------------------------------------------------



CHEMICAL PATHOLOGY GROUP

Chemical Pathology Discipline

The RCPAQAP Chemical Pathology is run in association with the Australasian Association of Clinical Biochemists (AACB) whose members provide expertise and assistance in many specialised working parties, setting target values, providing expert opinion for reports and collecting and preparing quality assurance material. Please consult the RCPAQAP website for more detailed information on this program.

<http://www.rcpaqap.com.au/chempath>

General

The Full Program is made up of two components:

- Data Management - Includes result entry, data management, Survey, End-of-Cycle and KPI reports. A Participant Handbook and Schedules, along with all Result, Method, and Correction Sheets are supplied in the RCPAQAP myQAP online customer portal.
- Material - a set of material containing all the samples to be analysed for the full year. The material is lyophilised unless indicated otherwise.

Only one method code is permitted per analyte. If a participant wishes to report more than one method code per analyte then a new Participant Number is required and an additional Data Management enrolment may be purchased. Participants can log a Request through myQAP, or contact the Enrolment Office to set up a new Participant Number.

Data Management Only

Purchasing a Data Management enrolment is useful when the material from the Full Program can be shared with a second instrument or a satellite/branch laboratory.

NOTE: A Participant Number may have either a Full Program **OR** a Data Management enrolment, **NOT BOTH**

Modules

Previously some programs have offered combined modules. In 2015 each of the Chemical Pathology modules will only be available separately.

Additional Material

Laboratories may purchase an additional set of materials if the volume supplied in each vial is insufficient for the number of analytes the laboratory will test.

2015 Program Changes	
Basic Serum Chemistry	No longer offered
Condensed Serum Program	<5 analytes option now available
Liquid Serum Chemistry	The following analytes have been added to the program: Calculated LDL, Globulins, Non HDL Cholesterol, Transferrin Saturation, DHEA Sulphate, Folate, FSH, Growth Hormone, LH, Oestradiol, Progesterone, Prolactin, SHBG, Testosterone, Vitamin B12, Vitamin D3
P1NP	Added to Endocrine Program
PoCT	PoCT Chemistry, PoCT Troponin, PoCT Blood Gases – will remain as two cycle programs
Special Drugs	Special Therapeutic Drugs and Antibiotics offered as one program
Sweat Electrolytes Program	Sodium has been removed from the program
Vitamins Program	Name change only from Vitamins Plasma to Vitamins Serum

Alcohol / Ammonia

2 samples per survey / 12 surveys

Test	Sample Type	Volume
Alcohol Ammonia	Aqueous BSA	3mL

Bile Acids

2 samples per survey / 12 surveys

Test	Sample Type	Volume
Total Bile Acids	Lyophilised Serum	2mL

Blood Gases

2 samples per survey / 12 surveys

Test	Sample Type	Volume
pH Potassium Ionised Calcium	Aqueous Bovine Albumin Buffered Matrix	2.5mL
pCO2 Chloride Urea		
pO2 Glucose Creatinine		
Sodium Lactate		

Note: Abbott i-STAT and Alere epoc devices should enrol in the PoCT Blood Gases Program.

BNP

2 samples per survey / 12 surveys

Test	Sample Type	Volume
B-type Natriuretic Peptide (BNP) N-terminal Prohormone B-type Natriuretic Peptide (NT-pro BNP)	Lyophilised Serum	0.5mL



Co-oximetry

2 samples per survey / 12 surveys

Test		Sample Type	Volume
Haemoglobin	Oxyhaemoglobin	Lyophilised Bovine Haemoglobin	0.5mL
Carboxyhaemoglobin	Methaemoglobin		

Note: This program is not suitable for Abbott i-STAT devices.

CSF Chemistry

2 samples per survey / 12 surveys

Test		Sample Type	Volume
Total Protein	Immunoglobulin G	Lyophilised CSF	2mL
Glucose	Lactate		
Albumin			
Xanthochromia Screen – Haemoglobin (absorbance & qualitative)			
Xanthochromia Screen – Bilirubin (absorbance, concentration & qualitative)			

CSF Oligoclonal Bands

2 samples per survey / 12 surveys

Test		Sample Type	Volume
Oligoclonal Banding (CSF)	Oligoclonal Banding (serum)	Lyophilised CSF + Lyophilised Matching Serum	0.5mL
Interpretive Comment			

Endocrine

2 samples per survey/ 12 surveys

Test			Sample Type	Volume
AFP	hCG	PTH	Lyophilised Serum	5mL
Aldosterone	Homocysteine	SHBG		
Androstenedione	17-Hydroxyprogesterone	Testosterone		
CA 125	Insulin	TSH		
CEA	LH	Free T3		
Cortisol	Oestradiol	Total T3		
DHEA Sulphate	Oestriol (Unconjugated)	Free T4		
Ferritin	Progesterone	Total T4		
Folate	Prolactin	Vitamin B12		
FSH	P1NP	Vitamin D3		
Growth Hormone				

Note: A discounted pricing option is available for <10 analytes

Endocrine PSA

2 samples per survey/ 12 surveys

Test		Sample Type	Volume
Total PSA	Free PSA	Lyophilised Serum	3mL

Endocrine Red Cell Folate

2 samples per survey / 12 surveys

Test	Sample Type	Volume
Red Cell Folate	Lyophilised Whole Blood	1mL

Endocrine ACE

2 samples per survey / 12 surveys

Test	Sample Type	Volume
Angiotensin Converting Enzyme (ACE)	Lyophilised Serum	0.25mL

Faecal Occult Blood

2 samples per survey / 12 surveys

Test	Sample Type	Volume
Faecal Occult Blood (qualitative)	Lyophilised Human Blood	1mL

Note: Suitable for immunological methods only.

General Serum Chemistry

2 samples per survey / 24 surveys

Test	Sample Type	Volume		
Albumin Bicarbonate Bilirubin-Total Bilirubin-Conjugated Calcium Chloride Creatinine Fructosamine Glucose Lactate Lithium Magnesium Osmolality Phosphate (Inorganic) Potassium Protein (Total) Sodium Urate Urea Troponin I (quantitative) Troponin T (quantitative) Troponin T (semi-qualitative) Roche Cardiac Reader only Troponin T (qualitative)	Enzymes ALT Alkaline Phosphatase Amylase AST Cholinesterase Creatine Kinase CK-MB GGT Lactate Dehydrogenase Lipase Iron TIBC Transferrin Ferritin Lipids Cholesterol HDL Cholesterol Triglyceride	Endocrine Cortisol Thyroxine Free T4 TSH Total T3 Free T3 hCG (quantitative) hCG (qualitative) Drugs Carbamazepine Digoxin Paracetamol Phenobarbitone Phenytoin Salicylate Theophylline Valproate Gentamicin Vancomycin	Lyophilised Serum and Matching Diluent	5mL

Note 1. Discounted pricing options available for: 31 – 40 analytes, 21 – 30 analytes
 11 – 20 analytes <10 analytes



Note 2. Troponin T (semi-qualitative) on Roche Instruments. Participants using the Roche Cardiac Reader should enrol in the General Serum Chemistry Program. Participants with Roche cobas h232 should enrol in the PoCT Troponin Program. This is due to the different cut-offs, standardisation and units of these 2 instruments.

Glycohaemoglobin Lyophilised

2 samples per survey / 12 surveys

Test	Sample Type	Volume
HbA1c	Lyophilised Whole Blood	0.2mL

Glycohaemoglobin Whole Blood

2 samples per survey / 3 surveys

Test	Sample Type	Volume
HbA1c	Fresh EDTA Whole Blood	0.3mL

IGF-1/C Peptide

2 samples per survey / 12 surveys

Test	Sample Type	Volume
IGF-1 C Peptide IGF-BP3	Lyophilised Serum	1mL

Liquid Serum Chemistry

2 samples per survey / 1 survey

Test	Sample Type	Volume
Albumin	Fresh Frozen Serum	3mL
Bicarbonate		
Bilirubin-Total		
Bilirubin- Conjugated		
Calcium		
Chloride		
Creatinine		
Fructosamine		
Glucose		
Lactate		
Magnesium		
Osmolality		
Phosphate(Inorganic)		
Potassium		
Protein (Total)		
Sodium		
Urate		
Urea		
ALT		
Alkaline Phosphatase		
Amylase		
AST		
Cholinesterase		
Creatine Kinase		
GGT		
Lactate Dehydrogenase		
Lipase		
Cholesterol		
Triglyceride		
HDL Cholesterol		
Non HDL Cholesterol		
Iron		
TIBC		
Ferritin		
Transferrin		
Transferrin Saturation		
Cortisol		
DHEA Sulphate		
Folate		
FSH		
Growth Hormone		
LH		
Oestradiol		
Progesterone		
Prolactin		
SHBG		
Testosterone		
Vitamin B12		
Vitamin D3		
TSH		
Free T4		
Free T3		
Anion Gap		
Adjusted Calcium		
eGFR		
Osmolar Gap		
Calculated LDL		
Globulins		

Note: This program is currently not offered to overseas participants.

Neonatal Bilirubin

2 samples per survey / 12 surveys

Test	Sample Type	Volume
Total Bilirubin Conjugated Bilirubin	Lyophilised Serum	2mL

On-Site Urine Toxicology Screening

1 sample per survey / 12 surveys

Test	Sample Type	Volume
Amphetamine Cocaine metabolites Methamphetamine Cannabis metabolites Benzodiazepines Opiates	Lyophilised Urine	10mL

Patient Report Comments

The Patient Report Comments Program is designed for commenting on patient biochemistry results. A set of patient results is provided to participants. Participants are asked to provide comments they would typically add to the report or give verbally. Ten cases are provided per year. Enrolment is for an individual person. Samples are not issued with this program.

Plasma Metanephrines

2 samples per survey / 12 surveys

Test	Sample Type	Volume
Metanephrine Normetanephrine 3-Methoxythyramine	Lyophilised Plasma	3mL

Point-of-Care Testing Blood Gases

2 samples per survey / 12 surveys

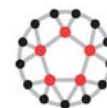
Test	Sample Type	Volume
pH Sodium Glucose Ionised Calcium pCO ₂ Potassium Haemoglobin Haematocrit pO ₂ Chloride Lactate Creatinine TCO ₂ Urea	Aqueous Bovine Albumin Buffered Matrix	2.5mL

Note: Suitable for devices such as the Abbott i-STAT and Alere epoc devices.

Point-of-Care Testing Chemistry

2 samples per survey / 12 surveys

Test	Sample Type	Volume
Albumin Bilirubin Conj Glucose Sodium ALP Calcium HDL Cholesterol Triglycerides ALT Chloride Magnesium Urate Amylase Cholesterol LD Urea AST CK Phosphate Bicarbonate Creatinine Potassium Bilirubin Total GGT Protein	Lyophilised Serum and Matching Diluent	5mL



Note: This program is designed specifically for PoCT instruments such as the Samsung LABGEO, Roche Reflotron, Abaxis Piccolo, Ortho Clinical Diagnostics DT60, Cholestech Dx etc. Abbott i-STAT instruments are recommended to enrol in the PoCT Blood Gases Program.

Point-of-Care Testing Troponin

2 samples per survey / 12 surveys

Test	Sample Type	Volume
Troponin I Troponin T (semi-quantitative)	Lyophilised Plasma	1mL

Note: Suitable for devices such as Abbott i-STAT and Roche cobas h232

Porphyryns Urine

2 samples per survey / 6 surveys

Test	Sample Type	Volume
Urine Total Porphyrin Urine ALA Quantitative Porphobilinogen Urine Porphyrin Components Qualitative Porphobilinogen	Lyophilised Urine	5mL

Porphyryns Plasma

2 samples per survey / 6 surveys

Test	Sample Type	Volume
Plasma Total Porphyrin Plasma Porphyrin Components	Lyophilised Plasma	5mL

Porphyryns Faeces

2 samples per survey / 6 surveys

Test	Sample Type	Volume
Faecal Dry Weight Faecal Total Porphyrin Faecal Porphyrin Components	Faeces	

Porphyryns Whole Blood

2 samples per survey / 6 surveys

Test	Sample Type	Volume
Whole Blood Total Porphyrin Whole Blood Total Porphyrin Clinical Evaluation Whole Blood Porphyrin Fractions	Lyophilised Whole Blood	5mL

Porphyrin Patient Report Comments

Three clinical cases are offered each year. A set of patient porphyrin results is provided to participants. Participants are asked to provide comments they would typically add to the report or give verbally. Participation is from individuals rather than a laboratory and a report is generated for each individual. This module is only available to participants who enrol in any of the main Porphyrin programs. There is no extra charge for participation.

Special Drugs

2 samples per survey / 12 surveys

Test			Sample Type	Volume
Amiodarone	Tricyclic Antidepressants	Amikacin	Lyophilised Serum	5mL
Clozapine	(Qualitative)	Gentamicin		
Methotrexate	Amitriptyline	Tobramycin		
Mycophenolate	Nortriptyline	Vancomycin		

Immunosuppressants

2 samples per survey / 12 surveys

Test			Sample Type	Volume
Cyclosporin	Tacrolimus		Lyophilised Whole Blood	2mL
Sirolimus				

Special Lipids

2 samples per survey / 12 surveys

Test			Sample Type	Volume
Cholesterol	Apolipoprotein A1		Lyophilised Serum	2mL
HDL Cholesterol	Apolipoprotein B			
LDL Cholesterol	Lipoprotein (a)			
Triglyceride				

Sweat Electrolytes

2 samples per survey / 12 surveys

Test			Sample Type	Volume
Chloride	Sweat Conductivity		Aqueous NaCl Solution	1mL
Clinical Evaluation				

Trace Elements Serum

2 samples per survey / 12 surveys

Note: The RCPAQAP Trace Elements Program has joined the Occupational and Environmental Laboratory Medicine Trace Elements Program (OELM) for serum, urine and blood trace elements. This is a federation of 6 countries and the advantage of this is a much larger peer group. This program will run from April to March. Result entry will be electronic only. OELM and RCPAQAP style reports will be available.

Test			Sample Type	Volume
Aluminium	Magnesium		Frozen Bovine Serum	2mL
Chromium	Selenium			
Cobalt	Thallium			
Copper	Vanadium			
Lithium	Zinc			



Trace Elements Urine

2 samples per survey / 12 surveys

Test		Sample Type	Volume
Arsenic	Magnesium	Frozen Human Urine	3mL
Cadmium	Manganese		
Chromium	Mercury		
Cobalt	Nickel		
Copper	Selenium		
Iodine	Thallium		
Iron	Vanadium		
Lead	Zinc		

Trace Elements Whole Blood

2 samples per survey / 12 surveys

Test		Sample Type	Volume
Arsenic	Manganese	Frozen Human Blood	3mL
Cadmium	Mercury		
Cobalt	Selenium		
Chromium	Thallium		
Lead	Zinc		
Magnesium			

Tumour Markers

2 samples per survey / 12 surveys

Test			Sample Type	Volume
ACTH	CA 125	NSE	Lyophilised Serum	2mL
Alpha-fetoprotein	CA 15-3	Total PSA		
Beta-2-Microglobulin	CA 19-9	Prolactin		
Calcitonin	Gastrin	Thyroglobulin		
CEA	hCG			

General Urine Chemistry

2 samples per survey / 12 surveys

Test		Sample Type	Volume
Albumin	Magnesium	Lyophilised Urine	10mL
ACR	N-Telopeptides		
Calcium	Osmolality		
Chloride	Phosphate		
Cortisol	Potassium		
Creatinine	Sodium		
Free Deoxyypyridinoline	Total Protein		
Glucose	Urate		
hCG-Qualitative	Urea		
hCG-Quantitative			

Note: A discounted pricing option is available for <5 analytes.

Biogenic Amines

3 samples per survey / 12 surveys

Test	Sample Type	Volume
Noradrenaline HVA 5HIAA 3-Methoxytyramine Adrenaline Metanephrine Dopamine Normetanephrine HMMA Serotonin Clinical Evaluation	Lyophilised Urine	10mL

Urine Pregnancy

2 samples per survey / 6 surveys

Test	Sample Type	Volume
hCG (Qualitative)	Lyophilised Urine	10mL

Urine Toxicology

1 sample per survey / 12 surveys

Test	Sample Type	Volume
Qualitative and Quantitative Drug Testing Creatinine	Lyophilised Urine	10mL

Note: 10 mLs of lyophilised sample is provided. Laboratories using non-immunoassay methodology may need to purchase additional set of material.

Vitamins Serum

2 samples per survey / 12 surveys

Test	Sample Type	Volume
Vitamin A Vitamin E β -carotene Total Carotenoids Serum Vitamin B6	Lyophilised Serum	2mL

Vitamins Whole Blood

2 samples per survey / 12 surveys

Test	Sample Type	Volume
Vitamin B1 Vitamin B2 Vitamin B6	Lyophilised Whole Blood	4mL

Vitamin C

2 samples per survey / 12 surveys

Test	Sample Type	Volume
Vitamin C	Lyophilised Serum	2mL



Additional Programs for Overseas Participants

The following programs are only available to participants outside Australia and New Zealand.

Condensed Serum Chemistry

2 samples per survey / 12 surveys

Test			Sample Type	Volume
Albumin	Enzymes	Endocrine	Lyophilised Serum and Matching Diluent	5mL
Bicarbonate	ALT	Cortisol		
Bilirubin-Total	Alkaline Phosphatase	Thyroxine		
Bilirubin-Conjugated	Amylase	Free T4		
Calcium	AST	TSH		
Chloride	Cholinesterase	Total T3		
Creatinine	Creatine Kinase	Free T3		
Fructosamine	CK-MB	hCG (quantitative)		
Glucose	GGT	hCG (qualitative)		
Lactate	Lactate Dehydrogenase	Drugs		
Lithium	Lipase	Carbamazepine		
Magnesium	Iron	Digoxin		
Osmolality	TIBC	Paracetamol		
Phosphate (Inorganic)	Transferrin	Phenobarbitone		
Potassium	Ferritin	Phenytoin		
Protein (Total)	Lipids	Salicylate		
Sodium	Cholesterol	Theophylline		
Urate	Triglyceride	Valproate		
Urea	HDL Cholesterol	Gentamicin		
Troponin I (quantitative)		Vancomycin		
Troponin T (quantitative)				
Troponin T (semi- qualitative) Roche Cardiac reader only				
Troponin T (qualitative)				

Note: Discounted pricing options for: 31 – 40 analytes 21 – 30 analytes
 11 – 20 analytes <10 analytes
 <5 analytes

HAEMATOLOGY & TRANSFUSION GROUP

Haematology Discipline

Surveys are dispatched each month within the year with a wide range of samples for both routine and specialist haematology testing. For more information on survey dispatches please review the Haematology Participant Handbook located in myQAP (www.myqap.com.au - Documents tab). Prices for participation are listed in the RCPAQAP myQAP online enrolment customer portal.

Full Blood Count (FBC)

2 samples per survey / 12 surveys

Tests	Abbreviation	Sample Type	Volume
White Blood Cells	WBC	Stabilised whole blood	1.5mL
Red Blood Cells	RBC		
Haemoglobin	Hb		
Haematocrit	HCT		
Mean Cell Volume	MCV		
Platelet	PLT		

Haemostasis

2 samples per survey / 8 surveys

Tests	Abbreviation	Sample Type	Volume
International Normalised Ratio	INR	Lyophilised plasma	1mL
Activated Partial Thromboplastin Time	APTT		
Fibrinogen	Fib		
Thrombin Time	TT		

D-Dimer

2 samples per survey / 4 surveys

Tests	Abbreviation	Sample Type	Volume
Module 1			
D-Dimer – fully quantitative	D-Dimer	Stabilised Liquid	1mL
Module 2			
D-Dimer – semi quantitative / qualitative	D-Dimer	Lyophilised plasma	0.5mL



Additional Factors

Module 1: 2 samples per survey / 6 surveys
Module 2: 2 samples per survey / 3 surveys

Tests	Abbreviation	Sample Type	Volume
Module 1			
Factor VIII	FVIII	Lyophilised plasma	1mL
Factor IX	FIX		
Module 2			
Factor II	FII	Lyophilised plasma	1mL
Factor V	FV		
Factor VII	FVII		
Factor X	FX		
Factor XI	FXI		
Factor XII	FXII		

Haemoglobinopathy

1 sample per survey / 4 surveys

Tests	Abbreviation	Sample Type	Volume
Haemoglobin A ₂	Hb A ₂	Lyophilised haemolysate	1mL
Haemoglobin F	Hb F		
Variant Haemoglobin	Variant		

Morphology Manual Differential

3 samples per survey / 4 surveys

1 sample per survey / 12 surveys

Tests	Sample Type	Volume
Morphology Program	Blood Film	
Blood Film Differential Count	Blood Film	
Morphology Educational DVD – Virtual Images	DVD	

Paediatric Morphology – Virtual Microscopy

2 cases per survey / 2 surveys

Tests	Sample Type	Volume
Description & Diagnostic Interpretation of Paediatric blood films	DVD - Virtual images	

G6PD

2 samples per survey / 2 surveys

Tests	Abbreviation	Sample Type	Volume
Glucose-6-phosphate dehydrogenase Screen	G6PD Screen	Lyophilised haemolysate	0.5mL
Glucose-6-phosphate dehydrogenase Assay	G6PD Assay		

Reticulocyte

2 samples per survey / 4 surveys

Tests	Abbreviation	Sample Type	Volume
Reticulocyte count	Retic count	Stabilised whole blood	1-1.5mL
Module	Compatible Instrument/Method		
Module 1	Manual Reticulocyte counting		
Module 2	Beckman Coulter (STKS, MAXM, HmX) Sysmex Corporation: XT2000i, XE2100, XE5000, XT4000i, XN10) Abbott (Cell Dyn 3200/Ruby, 3500, 3700, 4000/Sapphire Siemens ADVIA		
Module 3	Beckman Coulter (Gen.S, LH500, LH750, LH755 & UniCell DxH 800)		

ESR

2 samples per survey / 4 surveys

Tests	Abbreviation	Sample Type	Volume
Erythrocyte Sedimentation Rate	ESR	Stabilised whole blood	2-5mL
Module	Compatible Instrument/Method		
Module 1	All methods excluding StaRRsed users		
Module 2	StaRRsed users ONLY		

Malarial Parasite – Virtual Microscopy

2 samples per survey / 2 surveys

Tests	Sample Type	Volume
Malarial Parasite identification of thin and thick blood films.	DVD - Virtual images	

Point-of-Care – INR

2 samples per survey / 6 surveys

Tests	Abbreviation	Sample Type	Volume
International Normalised Ratio	INR	Lyophilised plasma + H ₂ O +CaCl ₂	0.5mL



Automated Differential

2 samples per survey / 6 surveys

Tests	Abbreviation	Sample Type	Volume
WBC Differential	WCC, Neut/Gran, Lymph, Mono, Eos, Baso	Stabilised whole blood	2.5mL
Module	Compatible Instrument		
Module 1	Sysmex Corporation: XT series, XEseries, XS series, XN series, Mindray BC 5000/6000 series		
Module 2	Abbott Laboratories: Cell-Dyn 3000, 3200/Ruby, 3500, 3700, 4000/Sapphire		
Module 3	Beckman Coulter: Act 5 Diff, ABX Pentra 60C+		
Module 4	Bayer Diagnostics: ADVIA 120/2120, Technicon H Systems		
Module 5	Sysmex Corporation: K-1000, KX-21, K-4500, Poch100i <u>NO LONGER AVAILABLE AS A MODULE</u>		
Module 6	Abbott Laboratories: Cell-Dyn 1200,1300,1600,1700,1800 Beckman Coulter: Act/Act Diff, T series, JT series JS,JR,ST, Onyx, MD series ABX Diagnostics: Micros 60, MINOS, ABX Argos Nihon Kohden: Celltac, MEK series Bayer Diagnostics: ADVIA 60 Mindray BC-2000/3000 series		
Module 7	Beckman Coulter: STKS, MaxM, HMX, LH 500/750/755/780, GENS		
Module 8	Sysmex Corporation: SE9500, SE9000, SF3000 <u>NO LONGER AVAILABLE AS A MODULE</u>		

Note: If the instrument used is not listed in the above table, please contact the RCPAQAP Haematology office for selection of the correct module.

Oncology Immunophenotyping

Module 1: 1 samples per survey / 4 surveys

Module 2: 2 samples per survey / 2 surveys

Module	Assays	Sample Type	Volume
Module 1	Oncology Immunophenotyping – (AML, T and B cell ALL and LPD-Diagnostic Interpretation)	Stabilised PB/BM cells	1.5mL
Module 2	PNH Testing (not included in scope of accreditation)	Stabilised PB/BM cells	1.0mL

CD34+

2 samples per survey / 3 surveys

Tests	Sample Type	Volume
WCC %CD34 Total CD34/uL	Stabilised whole blood	~0.6mL

Specialised Haemostasis

Module A: 2 samples per survey / 3 surveys
 Others: 2 samples per survey / 2 surveys

Module	Assays	Sample Type	Volume
Module A	Lupus Anticoagulant	Lyophilised plasma	2mL
Module B	Protein C, Protein S, Antithrombin, APC resistance	Lyophilised plasma	1mL
Module C	von Willebrand Factor	Lyophilised plasma	0.5mL
Module D	FVIII Inhibitor	Lyophilised plasma	1mL
Module E	PFA-100 analysis	Tube with dried agonist	
Module F	Heparin Monitoring		
Option 1	Unfractionated Heparin	Lyophilised plasma	1mL
Option 2	Low Molecular Weight Heparin		

Note: Laboratories enrolling in the Heparin Monitoring module must enrol in both modules if monitoring unfractionated and low molecular weight heparin.

Module G	New Oral Anticoagulants		
Option 1	Dabigatran (Direct Inhibitor)	Lyophilised plasma	1mL
Option 2	Apixaban (Anti Xa)		
Option 3	Rivaroxaban (Anti Xa)		
Module H	Factor XIII	Lyophilised plasma	1mL

Molecular Diagnostics Program

Modules 1, 2: 5 samples per survey / 2 surveys
 Modules 3, 4, 5, 7: 5 samples per survey / 1 survey
 Modules 6, 8, 9: 3 samples per survey / 1 survey

Module	Assays	Sample Type
Module 1	Factor V Leiden MTHFR (Ala677Val) Prothrombin gene G20210A mutation	DNA
Module 2	Hereditary Haemochromatosis Cys282Tyr Hereditary Haemochromatosis His63Asp	DNA
Module 3	BCR/ABL for CML , BCR/ABL for ALL	RNA
Module 4	T cell receptor gene Immunoglobulin heavy chain gene	DNA
Module 5	Chimerism	DNA
Module 6	Thalassaemia beta, Thalassaemia alpha	DNA
Module 7	Jak 2	DNA
Module 8	PML:RARa	RNA
Module 9	FLT-3 ITD	DNA

Note: *bcl-1/bcl-2* module is no longer available.



HAEMATOLOGY & TRANSFUSION GROUP

Transfusion Discipline

The General Transfusion program covers all routine tests performed in a pre-transfusion testing laboratory including clinical decision making on given scenarios. The Individual Assessment program is designed to assist laboratory supervisors maintain and assess individual staff competencies while also enabling individual staff to meet EQA participation requirements as stipulated by the guidelines. The Foetal Maternal Haemorrhage Estimation program is for assessing laboratories on methods used in estimating foetal red cells in maternal samples.

All programs are specifically arranged so laboratories of all sizes may participate. For more information on these please consult the Transfusion Discipline handbook or the RCPAQAP Transfusion website for more details. <http://www.rcpaqap.com.au/transfusion/> Prices for participation are listed in the RCPAQAP myQAP online enrolment customer portal.

General Transfusion – (GT Program)

Module AG: Varied samples per survey / 6 surveys

Module AP: 1 sample per survey / 4 surveys

Module AB: Varied samples per survey / 6 surveys

Module AA: 1 sample per survey / 4 surveys

Module	Sample Type	Volume
General Compatibility (AG Module) – Tests include blood grouping, antibody screen and identification, crossmatch/ compatibility testing, phenotyping, DAT, and elution studies.	EDTA whole blood Red cells	4mL 2mL
Basic Compatibility Module (AB module) - Includes all tests in the AG module except antibody identification, phenotyping and elution studies.	EDTA whole blood Red cells	4mL 2mL
Phenotyping Module (AP module) - Extended Red Cell Antigen Phenotyping	Red cells	4mL
Antibody Titre Module (AA module) - Anti-D Titre	Plasma	2mL

Blood Grouping and Antibody Screen – (B Program)

2 samples per survey / 6 surveys

Module	Sample Type	Volume
Blood grouping (Antibody Screen/Identification – Optional)	EDTA Whole blood	4mL

Individual Assessment Program - (I Program)

2 samples per survey / 6 surveys

Module	Sample Type	Volume
Individual Assessment Program (up to 3 participants results can be submitted per survey)	EDTA Whole blood	6mL

Foetal Maternal Haemorrhage Estimation - (F Program)

2 samples per survey / 4 surveys

Module	Sample Type	Volume
Foetal Maternal Haemorrhage Estimation	EDTA Whole blood	2mL

Snake Venom Detection- (SV Program)

1 sample per survey / 1 survey

Module	Sample Type	Volume
Snake Venom Detection	Swab	

Transfusion Competency Program- (ST Program)

Blood Grouping, Phenotyping: 3 samples per survey / 6 surveys
 DAT, Antibody Screen, Antibody Identification: 1 sample per survey / 6 surveys
 Crossmatching/Compatibility Testing: 2 samples per survey / 6 surveys

Module includes	Sample Type	Volume
Blood Grouping Weak D testing DAT Antibody Screen Antibody identification Phenotyping (Rh/ K antigens only)	EDTA Whole blood	4mL
Crossmatching/ Compatibility Testing	2 red cell donor units	4mL



INFECTIOUS DISEASES & IMMUNOLOGY GROUP

Biosecurity Discipline

In 2008 the Australian Government established a two tiered list of Security Sensitive Biological Agents (SSBA) as part of the SSBA Regulatory Scheme for the control of select agents and toxins. Funding was subsequently made available through the Department of Health to establish RCPAQAP Biosecurity, with the aim of providing a quality assurance and proficiency testing program (PTP) for Tier 1 and Tier 2 SSBA, other potential agents and communicable disease threats. The program now offers surveys to Australian and approved overseas laboratories with a view to building and enhancing laboratory capacity and capability to detect, analyse, identify and report on these agents.

Refer to the Australian Government Department of Health website for current Security Sensitive Biological Agents Lists. <http://www.health.gov.au/SSBA#list>

All enquiries regarding the content and cost of the RCPAQAP Biosecurity program should be directed to biosecurity@rcpaqap.com.au

After consultation with the RCPAQAP Biosecurity team, enrolments for the program should be arranged through the RCPAQAP Enrolment office, enrolment@rcpaqap.com.au.

2015 Programs

New Modules

eLearning Module and Simulated Exercise Module

Specimen Modules

<p>Modules – Available to Australian laboratories that require the capability to test for SSBA, other potential agents and communicable disease threats and to a select number of Department of Health approved overseas laboratories. These include the Public Health Laboratory Network (PHLN) modules.</p>
<p>Bacterial modules</p> <ul style="list-style-type: none"> • Clinical or environmental analytes • Derivations of vaccine strains • Genetic material • Inactivated material • Surrogate organisms
<p>Viral modules</p> <ul style="list-style-type: none"> • Genetic material • <i>In vitro</i> RNA Transcripts • Plasmids • Surrogate organisms
<p>Toxin modules</p> <ul style="list-style-type: none"> • Non-toxic subunits • Inactivated toxins • Non-toxin producing strains

Virtual Module

Modules - Available to all laboratories within Australia and approved international laboratories.

eLearning Module

Modules - Available to all laboratories within Australia and approved international laboratories.

Simulated Exercises in Biopreparedness

Modules – Specimen or Virtual Modules available to selected laboratories within Australia.
 Exercises designed to test the biopreparedness of a select group of laboratories.

Please refer to Biosecurity Participant Handbook or the website for further details on annual survey material:
<http://www.rcpaqap.com.au/biosecurity/>



INFECTIOUS DISEASES & IMMUNOLOGY GROUP

Immunology Discipline

Participating laboratories may select from a group of RCPAQAP Immunology program modules that comprehensively cover the assays performed in Clinical Immunology. For more detailed information please refer to our website <http://www.rcpaqap.com.au/immunology/> or Immunology Participant Handbook. Prices for participation are listed in the RCPAQAP myQAP online enrolment customer portal.

2015 Program Changes	
<i>Rheumatoid Factor</i>	CCP has been removed from this program. RF now one cycle per year, with eight pairs of specimens
<i>CCP</i>	CCP is now a separate program. Specimens are patient sera rather than commercially-produced. One cycle and a total of eight specimens per year.
<i>IgE</i>	Now one cycle per year, with eight pairs of specimens.
<i>Immunophenotyping</i>	Gamma/delta cells removed.
<i>HLA B27</i>	Scoring removed.

Specific Proteins

2 samples per survey / 12 surveys

Test	Abbreviation	Sample Type	Volume
Immunoglobulin G	IgG	Serum	900µL
Immunoglobulin A	IgA		
Immunoglobulin M	IgM		
Complement component 3	C ₃		
Complement component 4	C ₄		
α-1-antitrypsin	A1AT, AAT		
C1 esterase inhibitor	C1-inh		
Haptoglobin	Hp		
Caeruloplasmin	Caeruloplasmin		
Prealbumin	Transthyretin		

Rheumatoid Factor

2 samples per survey / 8 surveys

Test	Abbreviation	Sample Type	Volume
Rheumatoid Factor	RF	Serum	500µL

CCP

1 sample per survey / 8 surveys

Test	Abbreviation	Sample Type	Volume
Cyclic citrullinated peptide antibody	CCP	Serum	500µL

C Reactive Protein

2 samples per survey / 12 surveys

Test	Abbreviation	Sample Type	Volume
C-reactive Protein	CRP	Serum	500µL
High-sensitivity C-reactive protein	hsCRP		

Paraprotein

1 sample per survey / 8 surveys

Test	Sample Type	Volume
Paraprotein identification and concentration serum	Serum	500µL
Paraprotein identification and concentration urine	Urine	9mL
Serum free light chains	Serum	500µL

IgG Subclasses

1 sample per survey / 8 surveys

Test	Sample Type	Volume
IgG1	Serum	500µL
IgG2		
IgG3		
IgG4		
Calculated subclass sum and IgG level obtained by total IgG assay		



Anti-Nuclear Antibodies

2 samples per survey / 12 surveys

Test	Abbreviation	Sample Type	Volume
Anti-Nuclear Antibodies pattern	ANA pattern	Serum	500µL
Anti-Nuclear Antibodies titre	ANA titre		

Rheumatic Disease Serology

1 sample each for ENA, DNA, phospholipid Abs per survey / 8 surveys

Test	Abbreviation	Sample Type	Volume
Extractable Nuclear Antigen	ENA	Serum	500µL
Anti-double stranded DNA	dsDNA antibodies		
Nucleosome antibodies	AnuA		
Cardiolipin IgG and IgM antibodies	Antiphospholipid Abs		
β2GP1 IgG antibodies	Anti β2 Glycoprotein 1 IgG Ab		

Vasculitis Serology

1 sample per survey / 8 surveys

Test	Abbreviation	Sample Type	Volume
Antineutrophil Cytoplasmic Antibodies	ANCA	Serum	500µL
Myeloperoxidase Antibodies	MPO-ANCA		
Proteinase 3 Antibodies	PR3-ANCA		
Anti-glomerular basement membrane	GBM		

Coeliac Serology

1 sample per survey / 8 surveys

Skin antibodies: 4 samples per survey / 1 survey

Test	Abbreviation	Sample Type	Volume
Deamidated Gliadin IgG and IgA	tTG EMA	Serum	500µL
Tissue transglutaminase IgG and IgA			
Endomysial antibodies			
Skin antibodies (intercellular substance, basement membrane)	ICS, BMZ		

Tissue Antibodies

1 sample per survey* / 8 surveys

Test	Abbreviation	Sample Type	Volume
Gastric Parietal Cell antibodies	APC	Serum	500µL
Smooth Muscle antibodies	SMA		
F-Actin antibodies	F-actin		
Mitochondrial antibodies	AMA		
Liver/Kidney Microsome antibodies	LKM		
Intrinsic Factor antibodies	IF		
Thyroglobulin antibodies	TgAb	Serum	500µL
Thyroid microsome antibodies	TPO		
Thyroid receptor antibodies	TRAb		

Note*: There are 2 specimen sets for Tissue Antibodies. Thyroid antibodies is a separate sample.

Type I Diabetes Antibodies

1 sample per survey / 8 surveys

Test	Abbreviation	Sample Type	Volume
Islet cell antibodies	ICA	Serum	500µL
Glutamic Acid Decarboxylase antibodies	GAD		
Insulinoma-associated-2 autoantibodies	IA2 antibodies		

Myasthenia Gravis Antibodies

1 sample per survey / 4 surveys

Test	Abbreviation	Sample Type	Volume
Acetylcholine Receptor Antibodies	Myasthenia Gravis Ab; AChR	Serum	250µL

Myositis Specific & Scleroderma Antibodies

1 sample per survey / 4 surveys

Test	Abbreviation	Sample Type	Volume
Myositis and scleroderma antibodies	Mi-2, Ku, RNA Pol III, others as appropriate	Serum	400µL

IgE (Total)

2 samples per survey / 8 surveys

Test	Abbreviation	Sample Type	Volume
Immunoglobulin E	IgE	Serum	500µL

Tryptase

1 sample per survey / 8 surveys

Test	Abbreviation	Sample Type	Volume
Tryptase	Mast Cell Tryptase	Serum	500µL

Bee Venom IgE

1 sample per survey / 8 surveys

Test	Sample Type	Volume
Specific IgE to Bee Venom (<i>Apis mellifera</i>)	Serum	500µL

Food Allergy

1 sample per survey / 8 surveys

Test	Sample Type	Volume
Specific IgE to: Prawn Peanut Cashew Cow's Milk Egg Sesame Seed Soy Wheat Grain	Serum	500µL



Inhalant Allergens

1 sample per survey / 8 surveys

Test	Sample Type	Volume
Cat epithelium/dander Rye grass pollen Bermuda grass House dust mite (<i>Dermatophagoides pteronyssinus</i>) Latex <i>Aspergillus fumigatus</i> <i>Alternaria alternata/tenuis</i> Grass Pollen mix Animal Epithelium mix Mould mix House Dust Mite mix	Serum	1mL

Fungal & Avian Antibodies

1 sample per survey / 4 surveys

Test	Sample Type	Volume
IgG antibodies to <i>Aspergillus fumigatus</i> IgG antibodies to Budgie IgG antibodies to Pigeon	Serum	500µL

HLA B27 Status

2 samples per survey / 8 surveys

Test	Abbreviation	Sample Type	Volume
Human Leukocyte Antigen B27	HLA B27	Lithium Heparin Whole blood diluted with media	1.8mL

The material assayed in the HLA B27 program is fresh whole blood, which quickly deteriorates under normal transport conditions and should be tested within 3-4 days of dispatch. For reasons beyond our control, it may take longer than this to deliver samples to some centres outside Australia and New Zealand and in these cases we are unable to guarantee the quality of the material received or provide replacements. Please consider carefully before ordering this program and contact us if you wish to discuss your individual situation.

Immunophenotyping – Immunodeficiency

2 samples per survey / 8 surveys

Test	Sample Type	Volume
Lymphocytes of the following phenotypes (percentages): CD ³⁺ , CD ³⁺ CD ⁴⁺ , CD ³⁺ CD ⁸⁺ , CD ¹⁹⁺ , CD ³⁺ CD ¹⁶⁺ , CD ³⁺ CD ⁵⁶⁺ , CD ³⁺ CD ¹⁶⁺ CD ⁵⁶⁺ , Alpha-Beta	Lithium Heparin whole blood diluted with media	1.8mL
Lymphocytes of the following phenotypes (absolute numbers); CD ³⁺ , CD ³⁺ CD ⁴⁺ , CD ³⁺ CD ⁸⁺ , CD ¹⁹⁺		

The material assayed in the Immunophenotyping program is fresh whole blood, which quickly deteriorates under normal transport conditions and should be tested within 3-4 days of despatch. For reasons beyond our control, it may take longer than this to deliver samples to some centres outside Australia and New Zealand and in these cases we are unable to guarantee the quality of the material received or provide replacements. Please consider carefully before ordering this program and contact us if you wish to discuss your individual situation.

HLA B*57 (in conjunction with APHIA)

5 samples per survey / 3 surveys

Test	Abbreviation	Sample Type	Volume
Human Leukocyte Antigen B*57	HLA B*57	DNA	

Sample Volumes

Note: although every effort is made to provide the sample volumes listed above, it may be necessary on occasion to reduce the volume provided, as most samples are patient derived and supply can be limited.

Case Study Program

A program of Immunology clinical case studies. This is a paperwork program only and no samples are provided. Five clinical cases are provided per year.



INFECTIOUS DISEASES & IMMUNOLOGY GROUP

Microbiology Discipline

The RCPAQAP Microbiology discipline has been developed and evolved under the guidance of the RCPAQAP Microbiology Advisory Committee. For detailed information on Microbiology programs please consult the Microbiology participant handbook or the RCPAQAP microbiology website for more details.

<http://www.rcpaqap.com.au/microbiology>

Prices for participation are listed in the RCPAQAP myQAP online enrolment customer portal.

Bacteriology Extensive

7-8 samples per survey / 8 surveys

Difficult/Blood Culture/Sterile sites: 1 sample per survey / 8 surveys

Test	Abbreviation	Sample Type	Volume
Urine	U	Lyophilised sample	1 or 5mL
Skin/Ear/Eye/Throat/Nose	S	Lyophilised sample	1mL
Faecal	F		
Respiratory	R		
Genital Swabs/Anaerobes	G		
Mycobacteriology	M	Lyophilised sample and smears	1mL
Difficult/Blood Culture/Sterile sites	D	Lyophilised sample	1mL

Bacteriology Limited

2 samples per survey / 4 surveys

Difficult/Blood Culture/Sterile sites: 1 sample per survey / 8 surveys

Test	Abbreviation	Sample Type	Volume
Urine	U	Lyophilised sample	1 or 5mL
Skin/Ear/Eye/Throat/Nose	S	Lyophilised sample	1mL
Faecal	F		
Respiratory	R		
Genital Swabs/Anaerobes	G		
Mycobacteriology	M	Lyophilised sample and smears	1mL
Difficult/Blood Culture/Sterile sites	D	Lyophilised sample	1mL

Mycology

3 samples per survey / 4 surveys

Test	Sample Type	Volume
Dermatophytes, systemic mycotic pathogens, clinically significant yeast and contaminants of interest.	Lyophilised sample	1mL

Parasitology

2 samples per survey / 4 surveys

Test	Sample Type	Volume
Protozoa, helminths and samples containing faecal artefacts.	Fixed smears /faecal suspensions	1mL

Urine Dipstick Chemistry

2 samples per survey / 4 surveys

Test	Sample Type	Volume
Leukocyte esterase blood glucose protein nitrite	Lyophilised sample	1mL

Stat Microscopy

2 samples per survey / 4 surveys

Test	Sample Type	Volume
Includes urine cell counts and Gram stains of samples.	Lyophilised samples and smears	1 or 5mL

Bacterial Serotyping

6 samples per survey / 4 surveys

Test	Sample Type	Volume
Serotyping of <i>Streptococcus pneumoniae</i> , <i>Haemophilus</i> species, <i>Neisseria meningitidis</i>	Lyophilised sample	1mL

Molecular Diagnostics

6-8 samples per survey / 2 surveys

Test - Nucleic acid amplification testing (NAT)	Sample Type	Volume
<i>Bordetella pertussis</i> <i>Chlamydia trachomatis</i> * and <i>Neisseria gonorrhoeae</i> ** Cytomegalovirus Enterovirus <i>Herpes simplex</i> virus 1 and 2 MRSA <i>mecA/nuc</i> genes <i>Mycobacterium tuberculosis</i> and <i>Mycobacterium avium</i> complex <i>Varicella zoster</i> virus <i>Neisseria meningitidis</i>	Lyophilised sample	1 or 5mL

* **Note:** The *Chlamydia trachomatis* samples are not suitable for immunofluorescence or EIA assays.

** **Note:** The *Neisseria gonorrhoeae* samples are not suitable for detection by RNA methods.



Vancomycin-Resistant Enterococci (VRE)

4 samples per survey / 2 surveys

Test	Sample Type	Volume
VRE screening, phenotypic testing, antibiotic susceptibility testing and/or molecular testing.	Lyophilised sample	1mL

Clostridium difficile Laboratory Diagnosis

4 samples per survey / 2 surveys

Test	Sample Type	Volume
Detection of <i>Clostridium difficile</i> antigen and toxin.	Lyophilised sample	2mL

Microbiological Surveillance Culture

8 samples per survey / 2 surveys

Test	Sample Type	Volume
Microbiological Surveillance Culture for endoscopes and bronchoscopes	Lyophilised sample	1mL

Paperwork Only Program

This module is designed for manufacturers and sponsors (distributors) of kits. Participants enrolled in the 'Paperwork Only' **do not** receive samples.

INFECTIOUS DISEASES & IMMUNOLOGY GROUP

Serology Discipline

Key features of the program include;

- One sample dispatch per year;
- All methodologies accepted;
- Comprehensive assessment of over 50 analytes;
- Detection of antibodies, antigens, DNA & RNA;
- Direct data entry via website;
- Generic reports reviewed by experts in the field;
- Individualised Survey Reports available within one week of the survey due date, showing year-to-date cumulative scores and graphical analysis of results;
- Trend analysis with a minimum of 2 surveys/year (for most analytes);
- Archived survey material including the relevant reports are available for participants to purchase for validation studies

<http://www.rcpaqap.com.au/serology/>

Prices for participation are listed in the RCPAQAP myQAP online enrolment customer portal.

Sample Volumes

Please note: although every effort is made to provide the sample volumes listed above, it may be necessary on occasion to reduce the volume provided, as most samples are patient derived and supply can be limited.



Antenatal

2 samples per survey / 4 surveys

Test	Sample Type	Volume
Rubella serology	Serum/Plasma	700µL
Syphilis serology	Serum/Plasma	500µL

Bacterial

2 samples per survey / 2 surveys

Test	Sample Type	Volume
Brucella serology	Serum/Plasma	500µL
<i>Chlamydia pneumoniae</i> serology	Serum/Plasma	300µL
<i>Chlamydia trachomatis</i> Antigen EIA	Culture	250µL
<i>Chlamydia trachomatis</i> Antigen IFA	Slide	
<i>Helicobacter pylori</i> serology	Serum/Plasma	350µL
Legionella serology	Serum	300µL
Legionella Urinary Antigen	Urine	1000µL
Mycoplasma serology	Serum/Plasma	500µL
QuantiFERON® -TB Gold (detection only)	Lyophilised Serum/Plasma	
Rickettsial serology	Serum/Plasma	300µL
Streptococcal serology	Serum/Plasma	500µL

Hepatitis

Hepatitis A, B, C: 2 samples per survey / 6 surveys

Hepatitis D, E: 2 samples per survey / 1 survey

Test	Sample Type	Volume
Hepatitis A serology	Serum/Plasma	500µL
Hepatitis B serology	Serum/Plasma	1500µL
Hepatitis C serology	Serum/Plasma	500µL
Hepatitis D serology	Serum/Plasma	500µL
Hepatitis E serology	Serum/Plasma	300µL

Infectious Mononucleosis

2 samples per survey / 6 surveys

Test	Sample Type	Volume
Infectious Mononucleosis	Serum/Plasma	200µL

Lymphadenopathy

2 samples per survey / 4 surveys

Test	Sample Type	Volume
Cytomegalovirus serology	Serum/Plasma	600µL
Epstein Barr Virus serology	Serum/Plasma	600µL
Toxoplasma serology	Serum/Plasma	600µL

Molecular Diagnostics

6 samples per survey / 2 surveys
 Influenza: 6 samples per survey / 3 surveys

Test	Sample Type	Volume
Alphavirus & Flavivirus NAT	Inactivated viral culture lysate*	250µL
Hepatitis B DNA (Qualitative/ Quantitative)	Plasma*	1200µL
Hepatitis C RNA (Qualitative/ Quantitative)	Plasma*	1200µL
Hepatitis C Genotyping	Plasma*	1200µL
HIV-1 RNA (Quantitative)	Plasma*	1200µL
Human Papillomavirus DNA	PreservCyt [®] Solution. (4000µL hc2/Cervista)	2000µL
Influenza	Inactivated viral culture lysate	500µL

*Sent on dry ice

Point-of-Care

2 samples per survey / 4 surveys

Test	Sample Type	Volume
HIV PoCT ONLY	Stabilised Whole blood	400µL
Influenza A & B Antigen PoCT ONLY	Inactivated viral culture lysate	500µL
RSV Antigen PoCT ONLY	Inactivated viral culture lysate	500µL

Parasite & Spirochaete

2 samples per survey / 2 surveys

Test	Sample Type	Volume
Cryptococcal Antigen	Serum or culture supernatant	500µL
Entamoeba serology	Serum/Plasma	500µL
Hydatid serology	Serum/Plasma	250µL
Leptospiral serology	Serum	500µL
Schistosomiasis serology	Serum/Plasma	250µL

Retroviral

2 samples per survey / 6 surveys

Test	Sample Type	Volume
HIV serology (comprehensive)	Serum/Plasma	1000µL
HTLV serology	Serum/Plasma	400µL

Vaccine Preventable

2 samples per survey / 2 surveys

Test	Sample Type	Volume
<i>Bordetella pertussis</i> serology	Serum/Plasma	250µL
Influenza A & B Antibody serology	Serum/Plasma	500µL
Measles serology	Serum/Plasma	250µL
Mumps serology	Serum/Plasma	250µL
Q fever serology	Serum/Plasma	400µL
<i>Varicella zoster</i> serology	Serum/Plasma	350µL



Viral

2 samples per survey / 2 surveys

Test	Sample Type	Volume
Alphavirus serology	Serum/Plasma	400µL
Flavivirus serology	Serum/Plasma	400µL
<i>Herpes simplex</i> serology	Serum/Plasma	500µL
Parvovirus serology	Serum/Plasma	250µL

Specimen-Free Program

In 2015, three surveys each consisting of two case studies or scenarios will be issued to participants enrolled in the Specimen-free module. This module is not 'scored' and is designed as an educational tool for staff, presenting case studies and scenarios that may be encountered in serological and molecular testing laboratories. Although not scored, report reviewers are encouraged to grade participant responses to the questions posed in the case-study or scenario as satisfactory or unsatisfactory.

Paper Work Only Program

Participants enrolled in the Paperwork-Only module do not receive samples, they receive access to the Generic Report library and are able to access and download these reports as required. This module is designed for manufacturers and sponsors (distributors) of kits.

INFECTIOUS DISEASES & IMMUNOLOGY GROUP

Synovial Fluid Discipline

The RCPAQAP Synovial Fluid assesses the ability of laboratories to detect the key disease-related crystals (urate monohydrate, calcium pyrophosphate dihydrate) and to differentiate those from other crystalline structures such as corticosteroid, cholesterol and cartilage that may be found in synovial fluid. For detailed information please consult our website.

<http://www.rcpaqap.com.au/synovial/>

Prices for participation are listed in the RCPAQAP myQAP online enrolment customer portal.

Synovial Fluid

3 samples per survey / 2 surveys

Test	Sample Type	Volume
Monosodium Urate Monohydrate (Urate) Crystals Calcium Pyrophosphate Dihydrate (CPPD) Crystals Cholesterol Crystals Synthetic Corticosteroid Crystals Non-crystalline inclusions (cartilage, fibrin, rice bodies) Artefacts (starch, talc)	Synovial fluid	25µL

Two surveys, each containing 3 capillary tips per survey are dispatched annually.

Participants also receive a DVD/CD of three to five microscopic examinations of synovial fluid to report. A second DVD/CD with the same images, but with a commentary, is sent after the results have been received.



TISSUE & CELLULAR PATHOLOGY GROUP

Anatomical Pathology Discipline

The RCPAQAP Anatomical Pathology offers modules in the areas of diagnostic and technical proficiency of histopathology laboratories.

Diagnostic survey cases are selected to demonstrate either classical histological features of a disease process, common disease processes observed in routine pathology laboratories or critical disease processes of educational value to participants.

Technical survey cases are selected on similar criteria of classical, common or critical features to be demonstrated by routine methods in the laboratory.

For more details please consult the Anatomical Pathology website <https://anatomical.rcpaqap.com.au/>

Prices for participation are listed in the RCPAQAP myQap online enrolment customer portal. The diagnostic proficiency programs offered are for laboratories (collective response) and individual pathologists. Laboratories requiring participation in an external proficiency testing program for Australian accreditation may enrol in the technical and immunohistochemistry programs.

Diagnostic Proficiency Programs

General Module

10 cases per survey /3 surveys

Test	Sample Type
General Anatomical Pathology	DVD-ROM and available via the website.

Breast Pathology Module

10 cases per survey /3 surveys

Test	Sample Type
Breast Pathology	DVD-ROM and available via the website.

Oral and Maxillofacial Pathology Module

10 cases per survey /2 surveys

Test	Sample Type
Oral and Maxillofacial Pathology	DVD-ROM and available via the website.

Specialist Diagnostic Programs

Dermatopathology Module

10 cases per survey /1 survey

Test	Sample Type
Dermatopathology	DVD-ROM and available via the website.

Forensic Pathology Module

10 cases per survey /1 survey

Test	Sample Type
Forensic Pathology	DVD-ROM and available via the website.

Gynaecology Module

10 cases per survey /1 survey

Test	Sample Type
Gynaecological Pathology	DVD-ROM and available via the website.

Paediatrics Module

10 cases per survey /1 survey

Test	Sample Type
Paediatric Pathology	DVD-ROM and available via the website.

Urology Module

10 cases per survey /1 survey

Test	Sample Type
Urological Pathology	DVD-ROM and available via the website.

Neuropathology Module

10 cases per survey /1 survey

Test	Sample Type
Neuropathology	DVD-ROM and available via the website.

Technical Proficiency Programs

Technical Module

1-2 cases per survey /3 surveys

Test	Sample Type
Routine Anatomical Pathology	Unstained slides. Formalin fixed paraffin wax sections

Technical Frozen Module

1 case per survey /1 survey

Test	Sample Type
Frozen sections	Stained section provided by participant



Combined Diagnostic & Technical Programs

Electron Microscopy

4 cases per survey /1 survey

Test	Sample Type
Electron microscopy	Technical exercise (Submission of electro micrographs) Lab Practice Questionnaire (provided every 2 nd Year). An educational exercise will replace the Questionnaire when not offered. 2 x diagnostic exercises on DVD-ROM and available via the website.

Immunohistochemistry Proficiency Programs

Neuropathology Immunohistochemistry & Technical

2 cases per survey /1 survey

Test	Sample Type
Neuropathology Immunohistochemistry and Technical	Unstained slides. Formalin fixed paraffin wax sections

Immunohistochemistry Technical Markers

2 cases per survey /2 surveys

Test	Sample Type
Routine Immunohistochemistry	Unstained slides. Formalin fixed paraffin wax sections

Immunohistochemistry Breast Markers

4 cases per survey /2 surveys

Test	Sample Type
Breast Immunohistochemistry	Unstained slides. Formalin fixed paraffin wax sections

Immunohistochemistry Lymphoma Markers

2 cases per survey /2 surveys

Test	Sample Type
Lymphoma Immunohistochemistry	Unstained slides. Formalin fixed paraffin wax sections

Breast Markers Audit

100 cases per survey /1 survey

Test	Sample Type
Breast Markers Audit	Breast marker audit of cases reported by participant (No survey material provided)

Immunohistochemistry Diagnostic Module

2 cases per survey /2 surveys

Test	Sample Type
Immunohistochemistry Diagnostic Markers	Unstained slides and H&E slide. Formalin fixed paraffin wax sections

HER2 BRISH (Breast) Module

6 cases per survey /2 surveys

Test	Sample Type
HER-2 BRISH Breast techniques	Unstained slides. Formalin fixed paraffin wax sections



TISSUE & CELLULAR PATHOLOGY GROUP

Cytopathology Discipline

The RCPAQAP Cytopathology offers external quality assurance modules that encompass both gynaecological and non-gynaecological Cytopathology practice. Surveys comprise glass slides, DVDs containing virtual cases, staining exercises and questionnaires on laboratory practice. Laboratories may enrol in any or all of the modules.

<http://www.rcpaqap.com.au/cytopathology/>

Prices for participation are listed in the RCPAQAP myQAP online enrolment customer portal.

Gynaecological Cytopathology

5 cases per survey /4 surveys

Test	Abbreviation	Sample Type
Conventional gynaecological	GYN	Conventional cervical smears
Liquid-based ThinPrep gynaecological	THP	Liquid- based cervical smears
Liquid-based Surepath gynaecological	SUP	

2 surveys per year

Test	Abbreviation	Sample Type
Performance Measures *	PM	Collection of data for NPAAC Performance Measures

* Australian Laboratories Only

Non-gynaecological Cytopathology

2 cases per survey /4 surveys

Test	Abbreviation	Sample Type
Non-gynaecological General	GEN	One glass slide and one virtual case
Non-gynaecological Fine needle Aspiration	FNA	One glass slide and one virtual case

MOLECULAR UNIT

Molecular Genetics Discipline

The RCPAQAP Molecular Genetics (in association with the Human Genetics Society of Australasia) provides a range of quality assurance products for an array of inherited disorders, somatic cancers and molecular genetics techniques.

There is a comprehensive panel of modules on offer from the European Molecular Genetics Quality Network (EMQN), Cystic Fibrosis European Network (CF Network) and the RCPAQAP Molecular Genetics, which also incorporates Molecular Haematology Modules

For further information on the EMQN and CF Network quality assurance programs on offer, please visit their websites:

<http://www.emqn.org/emqn/Home> and <http://cf.eqascheme.org/>

Prices for participation are listed in the RCPAQAP MyQap online enrolment customer portal.

Provider – RCPAQAP Molecular Genetics

Disease Program

Test	Frequency	Sample Type
Fragile-X PCR screening	5 samples / 1 survey	Purified genomic DNA
Mitochondrial Myopathy	5 samples / 1 survey	Purified genomic DNA

Technical Program

Test	Frequency	Sample Type
Maternal Cell Contamination	5 samples / 1 survey	Purified genomic DNA
Next Gen Sequencing - Pilot	1 sample / 1 survey	Purified genomic DNA
Sanger DNA sequencing	3 samples / 1 survey	PCR products

Molecular Histopathology Program

Test	Frequency	Sample Type
ALK translocation in NSCLC - Pilot	3 samples / 1 survey	FFPE Tissue
BRAF mutation screening	3 samples / 2 surveys	FFPE Tissue & synthetic DNA
EGFR mutation screening	3 samples / 2 surveys	FFPE Tissue
KRAS mutation screening	3 samples / 2 surveys	FFPE Tissue
NRAS mutation screening - Pilot	3 samples / 1 survey	FFPE tissue



Sample Exchange Program

Test	Frequency	Sample Type
Alpha 1 antitrypsin genotyping	3 samples / 1 survey	DNA
CDH1	4 samples / 1 survey	DNA
Coeliac disease	3 samples / 2 surveys	DNA
CYP2C19	4 samples / 2 surveys	DNA
CYP2C9 *2/*3	4 samples / 2 surveys	DNA
CYP2D6	3 samples / 2 surveys	DNA
IDH1/IDH2 Sequencing	4 samples / 2 surveys	FFPE
Interleukin 28b genotyping	4 samples / 2 surveys	DNA
Kennedy's Disease	4 samples / 2 surveys	DNA
Methylation of MLH1 promoter	3 samples / 2 surveys	DNA
MGMT hypermethylation	3 samples / 2 surveys	FFPE
PTEN	4 samples / 2 surveys	DNA
Oligodendroglioma LOH 1p19q	4 samples / 2 surveys	FFPE
SDHB	3 samples / 1 survey	DNA
TPMT Genotyping	4 samples / 2 surveys	DNA
TP53	3 samples / 2 surveys	DNA
Von Hippel-Lindau	3 samples / 2 surveys	DNA

EMQN Supplementary Reports – For Australian and New Zealand Participants

Test	Material
Cystic Fibrosis	Supplementary report
Duchenne & Becker Muscular Dystrophy	Supplementary report
Fragile X syndrome	Supplementary report
Lynch Syndrome	Supplementary report
Prader-Willi & Angelman Syndromes	Supplementary report
Spinal Muscular Atrophy	Supplementary report
Spinocerebellar Ataxia	Supplementary report

Molecular Diagnostics (Molecular Haematology)

Module	Test	Frequency	Sample Type
Module 1	Factor V Leiden MTHFR (Ala677Val) Prothrombin gene G20210A mutation	5 samples / 2 surveys	DNA
Module 2	Hereditary Haemochromatosis Cys282Tyr Hereditary Haemochromatosis His63Asp	5 samples / 2 surveys	DNA
Module 3	BCR/ABL for CML BCR/ABL for ALL	3 samples / 1 survey	RNA
Module 4	T-cell receptor gene Immunoglobulin heavy chain gene	5 samples / 1 survey	DNA
Module 5	Chimerism	5 samples / 1 survey	DNA
Module 6	Thalassemia beta Thalassemia alpha	4 samples / 1 survey	DNA
Module 7	Jak 2	5 samples / 2 surveys	DNA
Module 8	PML/RARa	3 samples / 1 survey	RNA
Module 9	FLT-3 ITD	3 samples / 1 survey	DNA

Note: *bcl-1/bcl-2 module is no longer available.*

Provider – Cystic Fibrosis European Network (CF Network)

Test	Frequency	Sample Type
Cystic Fibrosis	3 samples / 1 survey	Purified DNA

Provider – European Molecular Genetics Quality Network (EMQN)

Test	Frequency	Sample Type
Autosomal Dominant Polycystic Kidney disease - Pilot	3 samples / 1 survey	Lyophilised DNA
Beckwith-Wiedemann syndrome - Pilot	3 samples / 1 survey	Lyophilised DNA
Breast Cancer Familial Full Version	3 samples / 1 survey	Lyophilised DNA
Breast Cancer Familial Genotyping-only version	3 samples / 1 survey	Lyophilised DNA
Charcot Marie Tooth Disease	3 samples / 1 survey	Lyophilised DNA
Congenital Adrenal Hypoplasia	3 samples / 1 survey	Lyophilised DNA
Constitutional Microarray Analysis (aCGH)		
DNA Sequencing - NextGen - Pilot	1 wet, 1 dry, 1 survey	Genomic DNA
DNA Sequencing - Sanger (Data quality assessment)		No Sample
DNA Sequencing - Sanger (Full version)		Wet DNA in TE
Duchenne & Becker Muscular Dystrophy	3 samples / 1 survey	Lyophilised DNA
Familial Adenomatous Polyposis Colon Cancer	3 samples / 1 survey	Lyophilised DNA
Familial autosomal dominant hypercholesterolemia	3 samples / 1 survey	Lyophilised DNA
Familial SHOX-related disorders (SHOX-15)	3 samples / 1 survey	Lyophilised DNA



Fragile X syndrome – Full version	3 samples / 1 survey	DNA in TE
Fragile X syndrome – Pre-screening only version	3 samples / 1 survey	Lyophilised DNA
Friedreich Ataxia	3 samples / 1 survey	Lyophilised DNA
Hereditary Deafness – GJB2/GJB6	3 samples / 1 survey	Lyophilised DNA
Hereditary Haemochromatosis	3 samples / 1 survey	Lyophilised DNA
Hereditary Recurrent fevers	4 samples / 1 survey	Lyophilised DNA
Huntington Disease	3 samples / 1 survey	Lyophilised DNA
Lynch Syndrome	3 samples / 1 survey	Lyophilised DNA
Molecular testing in Lung Cancer (NSCLC)	10 samples / 1 survey	Real tissue and artificial paraffin embedded
Molecular testing for Melanoma (Melanoma)		
Molecular testing in sporadic colorectal cancer		
Monogenic Diabetes	3 samples / 1 survey	Lyophilised DNA
Multiple Endocrine Neoplasia Type 2	3 samples / 1 survey	Lyophilised DNA
Myotonic Dystrophy	3 samples / 1 survey	Lyophilised DNA
Non-invasive prenatal diagnosis using cell free fetal DNA for sex determination (pilot) (cffDNA-15)	3 samples / 1 survey	Plasma samples
Oncogene panel testing (ONCOPANEL-15)	3 samples / 1 survey	Rolled sections of paraffin embedded materials
Osteogenesis imperfecta	3 samples / 1 survey	Lyophilised and/or wet DNA (in TE)
Phenylketonuria	3 samples / 1 survey	Lyophilised DNA
Porphyria	3 samples / 1 survey	Lyophilised DNA
Prader-Willi & Angelman Syndromes	3 samples / 1 survey	Lyophilised DNA
Retinoblastoma	3 samples / 1 survey	Lyophilised DNA
Silver-Russell syndrome (Pilot) (SRS-15)	3 samples / 1 survey	Lyophilised DNA
Spinal Muscular Atrophy	3 samples / 1 survey	Lyophilised DNA
Spinocerebellar Ataxia	3 samples / 1 survey	Lyophilised DNA
Von Hippel Lindau Syndrome	3 samples / 1 survey	Lyophilised DNA
Wilson disease	3 samples / 1 survey	Lyophilised DNA
Y-chromosome Microdeletions	3 samples / 1 survey	Lyophilised DNA

NON-ANALYTICAL PROGRAMS UNIT

Key Incident Monitoring & Management Systems (KIMMS)

The Key Incident Monitoring & Management Systems (KIMMS) project was initiated by the Quality Assurance Scientific and Education Committee (QASEC) of the Royal College of Pathologists of Australasia (RCPA). KIMMS aims to monitor the pre- and post-analytical phase of the laboratory quality system and is designed to provide pathology practices with the tools for continuous measurement and monitoring of key incident quality indicators. Please consult the RCPAQAP website for more detailed information on this program.

<http://www.rcpaqap.com.au/kimms/>

Prices for participation are listed in the RCPAQAP myQAP online enrolment customer portal.

KIMMS

4 runs per survey /1 survey

Quality Indicators	Sample Type
Category Pre-Analytical – Identification Problems Pre-Analytical – Samples Rejected Post-Analytical	NA

Data collection

Pathology practices are requested to collect data and return to RCPAQAP KIMMS within specified dates. Identification and evaluation of incidents will provide valuable data to each practice to enable measurement, monitoring and improvement of these incidents and ultimately improve patient safety.



POINT-OF-CARE TESTING

The RCPAQAP recognises that PoCT is increasingly being used and that it is essential that the quality of the results generated by a PoCT device is of sufficient quality for patient care. International standards and guidelines recommend that where available, participation in an external quality assurance scheme is recommended for each test.

Please refer to the discipline -specific sections in this Catalogue or the discipline-specific Participant Handbooks for more information on these PoCT modules.

Alternatively please visit our website: <http://www.rcpaqap.com.au/poct/>

Prices for participation are listed in the RCPAQAP myQAP online enrolment customer portal.

Chemical Pathology

PoCT Chemistry
PoCT Troponin
PoCT Blood Gases
Urine Pregnancy
On-Site Urine Toxicology
Screening Program

Serology

PoCT HIV
PoCT Influenza A & B
PoCT RSV Ag
Brucella
Chlamydia trachomatis
Dengue
Helicobacter pylori
Hepatitis B surface Antigen (HBsAg)
Hepatitis C Antibodies (HCV Ab)
Hepatitis E IgM (HEV IgM)
Hydatid
Infectious Mononucleosis
Legionella Urinary Antigen
Leptospira IgM
Syphilis

Haematology

PoCT INR

Microbiology

Urine Dipstick Chemistry

Transfusion

Snake Venom Detection

Point-of-Care Testing Blood Gases

2 samples per survey / 12 surveys

Test				Sample Type	Volume
pH	Sodium	Glucose	Ionised Calcium	Aqueous Bovine Albumin Buffered Matrix	2.5mL
pCO ₂	Potassium	Haemoglobin	Haematocrit		
pO ₂	Chloride	Lactate	Creatinine		
TCO ₂	Urea				

Note: Suitable for devices such as the Abbott i-STAT and Alere epoc devices.

Point-of-Care Testing Chemistry

2 samples per survey / 12 surveys

Test				Sample Type	Volume
Albumin	Bilirubin Conj	Glucose	Sodium	Lyophilised Serum and Matching Diluent	5mL
ALP	Calcium	HDL Cholesterol	Triglycerides		
ALT	Chloride	Magnesium	Urate		
Amylase	Cholesterol	LD	Urea		
AST	CK	Phosphate			
Bicarbonate	Creatinine	Potassium			
Bilirubin Total	GGT	Protein			

Note: This program is designed specifically for PoCT instruments such as the Samsung LABGEO, Roche Reflotron, Abaxis Piccolo, Ortho Clinical Diagnostics DT60, Cholestech Dx etc. Abbott i-STAT instruments are recommended to enrol in the PoCT Blood Gases Program.

Point-of-Care Testing Troponin

2 samples per survey / 12 surveys

Test		Sample Type	Volume
Troponin I	Troponin T (semi-quantitative)	Lyophilised Plasma	1mL

Note: Suitable for devices such as Abbott i-STAT and Roche cobas h232

On-Site Urine Toxicology Screening

1 sample per survey / 12 surveys

Test		Sample Type	Volume
Amphetamine	Cocaine metabolites	Lyophilised Urine	10mL
Methamphetamine	Cannabis metabolites		
Benzodiazepines	Opiates		

Urine Pregnancy

2 samples per survey / 6 surveys

Test	Sample Type	Volume
hCG (Qualitative)	Lyophilised Urine	10mL



Serology Point-of-Care

2 samples per survey / 4 surveys

Test	Sample Type	Volume
HIV PoCT ONLY	Stabilised Whole blood	400µL
Influenza A & B Antigen PoCT ONLY	Inactivated viral culture lysate	500µL
RSV Antigen PoCT ONLY	Inactivated viral culture lysate	500µL

Antenatal

2 samples per survey / 4 surveys

Test	Sample Type	Volume
Syphilis serology	Serum/Plasma	500µL

Bacterial

2 samples per survey / 2 surveys

Test	Sample Type	Volume
Brucella serology	Serum/Plasma	500µL
<i>Chlamydia trachomatis</i> Antigen EIA/ICT	Culture supernatant	250µL
<i>Helicobacter pylori</i> serology	Serum/Plasma	350µL
Legionella Urinary Antigen	Urine	1000µL

Hepatitis

Hepatitis B, C: 2 samples per survey / 6 surveys

Hepatitis E: 2 samples per survey / 1 survey

Test	Sample Type	Volume
Hepatitis B serology	Serum/Plasma	1500µL
Hepatitis C serology	Serum/Plasma	500µL
Hepatitis E serology	Serum/Plasma	300µL

Infectious Mononucleosis

2 samples per survey / 6 surveys

Test	Sample Type	Volume
Infectious Mononucleosis	Serum/Plasma	200µL

Parasite & Spirochaete

2 samples per survey / 2 surveys

Test	Sample Type	Volume
Hydatid serology	Serum/Plasma	250µL
Leptospiral serology	Serum	500µL

Viral

2 samples per survey / 2 surveys

Test	Sample Type	Volume
Flavivirus serology	Serum/Plasma	400µL

Point-of-Care – INR

2 samples per survey / 6 surveys

Tests	Abbreviation	Sample Type	Volume
International Normalised Ratio	INR	Lyophilised plasma + H ₂ O +CaCl ₂	0.5mL

Urine Dipstick Chemistry

2 samples per survey / 4 surveys

Test	Sample Type	Volume
Leukocyte esterase blood glucose protein nitrite	Lyophilised sample	1mL

Snake Venom Detection- (SV Program)

1 sample per survey / 1 survey

Module	Sample Type	Volume
Snake Venom Detection	Swab	



TRAINING AND COMPETENCY ASSESSMENT (TACA)

The Training and Competency Assessment project was successfully piloted in 2012 and RCPAQAP has spent most of 2013 conducting further development.

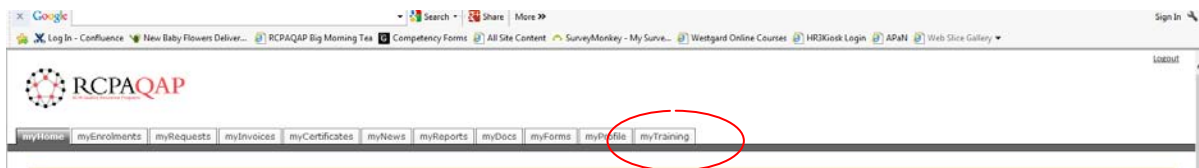
The online Training & Competency Assessment modules are intended to support laboratory technical training and as a resource for continuing education. RCPAQAP is working with experts to ensure the modules meet participants learning needs. Web-based delivery offers flexible learning where learners can access the modules anywhere and at anytime.

Modules coming soon are;

- Chemical Pathology – Quality Assurance and Quality Control (Basic scientists level)
- Snake and snakebite: The role of pathology laboratories
- Pre-Analytical Module - Select safe sites for venepuncture
- Cytopathology Module 1 - Anatomy of the Female Genital Tract
- Cytopathology Module 2 - Cytological Identification of normal epithelial cells and other cellular components of cervical and vaginal smears

* RCPAQAP acknowledges the Department of Health and Ageing for the support in this project via funding under the Australian Government's Quality Use of Pathology Program.

Participants will be able to enrol in these modules via the Enrolments tab and then view the modules in the Training tab in myQAP (customer portal) once payment is received.



VIRTUAL MICROSCOPY UNIT

The RCPA Quality Assurance Programs Pty Limited is committed to providing services to enhance education, training and continuous professional development in pathology. One such service is the use of the Aperio® ScanScope® to convert glass slides to high resolution digital images and these are now being used for:

- RCPAQAP Anatomical Pathology diagnostic modules,
- Some RCPAQAP Cytopathology non-gynaecological surveys,
- Enhancement of the RCPAQAP Haematology morphology program,
- Provision of the paediatric morphology program and
- Provision of the malaria parasite program

For more information please consult the RCPAQAP virtual microscopy unit website or contact us by using the websites' contact us form.

<http://www.rcpaqap.com.au/virtual.microscopy/>

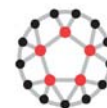
The RCPAQAP Virtual Microscopy Unit also offers a scanning service for individuals or organisations. Contact us for an obligation free quote.

RCPAQAP Virtual Microscopy Unit

Phone +61 2 9045 6080

Fax +61 2 9356 2003

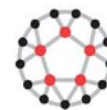
Email virtual.microscopy@rcpaqap.com.au



Test Index

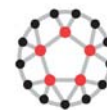
Analyte / Test	Discipline	Program
%CD34	Haematology	CD34
17-Hydroxyprogesterone	Chemical Pathology	Endocrine
3-Methoxytyramine	Chemical Pathology	Biogenic Amines
3-Methoxytyramine	Chemical Pathology	Plasma Metanephrines
5HIAA	Chemical Pathology	Biogenic Amines
Acetylcholine Receptor antibodies	Immunology	Myasthenia Gravis
Acid-fast stains	Microbiology	Bacteriology, Mycobacteriology
ACR (Albumin/Creatinine Ratio)	Chemical Pathology	General Urine Chemistry
ACTH	Chemical Pathology	Tumour Markers
Activated Partial Thromboplastin Time	Haematology	Haemostasis
Adrenaline	Chemical Pathology	Biogenic Amines
AFP	Chemical Pathology	Endocrine
Alanine Amino Transferase	Chemical Pathology	Condensed Serum Chemistry - OS only
Alanine Amino Transferase	Chemical Pathology	General Serum Chemistry
Alanine Amino Transferase	Chemical Pathology	Liquid Serum Chemistry
Alanine Amino Transferase	Chemical Pathology	Point of Care Testing - Chemistry
Albumin	Chemical Pathology	Condensed Serum Chemistry - OS only
Albumin	Chemical Pathology	CSF Chemistry
Albumin	Chemical Pathology	General Serum Chemistry
Albumin	Chemical Pathology	General Urine Chemistry
Albumin	Chemical Pathology	Liquid Serum Chemistry
Albumin	Chemical Pathology	Point of Care Testing - Chemistry
Alcohol	Chemical Pathology	Alcohol / Ammonia
Aldosterone	Chemical Pathology	Endocrine
ALK translocation in NSCLC - Pilot	Molecular Genetics	Molecular Histopathology
Alkaline Phosphatase	Chemical Pathology	Condensed Serum Chemistry - OS only
Alkaline Phosphatase	Chemical Pathology	General Serum Chemistry
Alkaline Phosphatase	Chemical Pathology	Liquid Serum Chemistry
Alkaline Phosphatase	Chemical Pathology	Point of Care Testing - Chemistry
Alpha – Beta Cells	Immunology	Immunophenotyping
Alpha 1 antitrypsin genotyping	Molecular Genetics	Sample Exchange
Alpha-1-antitrypsin	Immunology	Specific Proteins
Alpha-fetoprotein	Chemical Pathology	Endocrine
Alpha-fetoprotein	Chemical Pathology	Tumour Markers
Alphavirus & Flavivirus NAT	Serology	Molecular Diagnostics
Alphavirus serology	Serology	Viral
Alternaria Specific IgE	Immunology	Inhalant Allergens
Aluminium	Chemical Pathology	Trace Elements Serum

Analyte / Test	Discipline	Program
Amikacin	Chemical Pathology	Special Drugs
Amiodarone	Chemical Pathology	Special Drugs
Amitriptyline	Chemical Pathology	Special Drugs
Ammonia	Chemical Pathology	Alcohol / Ammonia
Amphetamine	Chemical Pathology	On-site Urine Toxicology Screening
Amylase	Chemical Pathology	Condensed Serum Chemistry - OS only
Amylase	Chemical Pathology	General Serum Chemistry
Amylase	Chemical Pathology	Liquid Serum Chemistry
Amylase	Chemical Pathology	Point of Care Testing - Chemistry
Anaerobic culture and Identification	Microbiology	Bacteriology, Genital-Anaerobe
Androstenedione	Chemical Pathology	Endocrine
Angiotensin Converting Enzyme (ACE)	Chemical Pathology	Endocrine ACE
Animal Epithelium Mix Allergens	Immunology	Inhalant Allergens
Anion Gap	Chemical Pathology	Liquid Serum Chemistry
Antibiotic susceptibility testing	Microbiology	Bacteriology, Urine, Respiratory, Genital/Anaerobe, Skin
Antibody Identification Only	Transfusion	Transfusion Competency Program
Antibody Screen Only	Transfusion	Transfusion Competency Program
Antineutrophil Cytoplasmic antibodies	Immunology	Vasculitis Serology
Antinuclear Antibody	Immunology	Antinuclear Antibodies
Antithrombin	Haematology	Special Haemostasis: Module B
APC resistance	Haematology	Special Haemostasis: Module B
Apixaban	Haematology	Special Haemostasis: Module G
Apolipoprotein A1	Chemical Pathology	Special Lipids
Apolipoprotein B	Chemical Pathology	Special Lipids
Arsenic	Chemical Pathology	Trace Elements Urine
Arsenic	Chemical Pathology	Trace Elements Whole Blood
Artefacts (starch, talc)	Synovial Fluid	Synovial Fluid
Aspartate Amino Transferase	Chemical Pathology	Condensed Serum Chemistry - OS only
Aspartate Amino Transferase	Chemical Pathology	General Serum Chemistry
Aspartate Amino Transferase	Chemical Pathology	Liquid Serum Chemistry
Aspartate Amino Transferase	Chemical Pathology	Point of Care Testing - Chemistry
Aspergillus fumigatus (IgG antibodies)	Immunology	Fungal & Avian Antibodies
Aspergillus Specific IgE	Immunology	Inhalant Allergens
Autosomal Dominant Polycystic Kidney disease (Pilot)	Molecular Genetics	EMQN: Disease Specific
Bacterial culture/identification/antibiotic susceptibility	Microbiology	Bacteriology, Urine, Respiratory, Genital/Anaerobe, Skin
Bacterial serotyping	Microbiology	Serotyping Module
BCR / ABL	Molecular Genetics	Molecular Diagnostics
bcr-abl for ALL	Haematology	Molecular Diagnostics: Module 3
bcr-abl for CML	Haematology	Molecular Diagnostics: Module 3



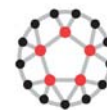
Analyte / Test	Discipline	Program
Beckwith-Wiedemann syndrome (Pilot)	Molecular Genetics	EMQN: Disease Specific
Bee Venom Specific IgE	Immunology	Bee Venom IgE
Benzodiazepines	Chemical Pathology	On-site Urine Toxicology Screening
Bermuda Grass Specific IgE	Immunology	Inhalant Allergens
Beta-2-Glycoprotein-I (IgG antibodies)	Immunology	Rheumatic Disease Serology
Beta-2-Microglobulin	Chemical Pathology	Tumour Markers
Beta-carotene	Chemical Pathology	Vitamins Serum
Bicarbonate	Chemical Pathology	Condensed Serum Chemistry - OS only
Bicarbonate	Chemical Pathology	General Serum Chemistry
Bicarbonate	Chemical Pathology	Liquid Serum Chemistry
Bicarbonate	Chemical Pathology	Point of Care Testing - Chemistry
Bile Acids - Total	Chemical Pathology	Bile Acids
Bilirubin-Conjugated	Chemical Pathology	Condensed Serum Chemistry - OS only
Bilirubin-Conjugated	Chemical Pathology	General Serum Chemistry
Bilirubin-Conjugated	Chemical Pathology	Liquid Serum Chemistry
Bilirubin-Conjugated	Chemical Pathology	Neonatal Bilirubin
Bilirubin-Conjugated	Chemical Pathology	Point of Care Testing - Chemistry
Bilirubin-Total	Chemical Pathology	Condensed Serum Chemistry - OS only
Bilirubin-Total	Chemical Pathology	General Serum Chemistry
Bilirubin-Total	Chemical Pathology	Liquid Serum Chemistry
Bilirubin-Total	Chemical Pathology	Neonatal Bilirubin
Bilirubin-Total	Chemical Pathology	Point of Care Testing - Chemistry
Biogenic Amines Clinical Evaluation	Chemical Pathology	Biogenic Amines
Blood Film Differential Count	Haematology	Manual Differential
Blood Group and Antibody Screen (Identification – optional) : Up to 3 participants results can be submitted per survey)	Transfusion	Individual Assessment Program
Blood Group Only	Transfusion	Transfusion Competency Program
Blood grouping (Ab Screen/Identification – Optional)	Transfusion	Blood Grouping and Antibody Screen
Blood, urine dipstick chemistry	Microbiology	Urine Dipstick Chemistry
<i>Bordetella pertussis</i>	Microbiology	Molecular Diagnostics
<i>Bordetella pertussis</i> serology	Serology	Vaccine Preventable
BRAF mutation screening	Molecular Genetics	Molecular Histopathology
Breast / Ovarian Cancer, familial (Full version)	Molecular Genetics	EMQN: Disease Specific
Breast / Ovarian Cancer, familial (Genotyping-only)	Molecular Genetics	EMQN: Disease Specific
Breast Immunohistochemistry	Anatomical Pathology	IHC Breast Markers
Breast Markers Audit	Anatomical Pathology	Breast Markers Audit
Breast Pathology	Anatomical Pathology	Breast Diagnostic
Bronchoscope, Microbiological surveillance culture	Microbiology	Microbiological Surveillance Culture
Brucella serology	Serology	Bacterial
B-Type Natriuretic Peptide (BNP)	Chemical Pathology	BNP Program

Analyte / Test	Discipline	Program
Budgie (IgG antibodies)	Immunology	Fungal & Avian Antibodies
C Peptide	Chemical Pathology	IGF-1/C Peptide
C-1-esterase inhibitor	Immunology	Specific Proteins
CA 125	Chemical Pathology	Endocrine
CA 125	Chemical Pathology	Tumour Markers
CA 15-3	Chemical Pathology	Tumour Markers
CA 19-9	Chemical Pathology	Tumour Markers
Cadmium	Chemical Pathology	Trace Elements Urine
Cadmium	Chemical Pathology	Trace Elements Whole Blood
Caeruloplasmin	Immunology	Specific Proteins
Calcitonin	Chemical Pathology	Tumour Markers
Calcium	Chemical Pathology	Condensed Serum Chemistry - OS only
Calcium	Chemical Pathology	General Serum Chemistry
Calcium	Chemical Pathology	General Urine Chemistry
Calcium	Chemical Pathology	Liquid Serum Chemistry
Calcium	Chemical Pathology	Point of Care Testing - Chemistry
Calcium - Adjusted	Chemical Pathology	Liquid Serum Chemistry
Calcium - Ionised	Chemical Pathology	Blood Gases
Calcium - Ionised	Chemical Pathology	Point of Care Testing - Blood Gases
Calcium Pyrophosphate Dihydrate (CPPD) Crystals	Synovial Fluid	Synovial Fluid
Cannabis metabolites	Chemical Pathology	On-site Urine Toxicology Screening
Carbamazepine	Chemical Pathology	Condensed Serum Chemistry - OS only
Carbamazepine	Chemical Pathology	General Serum Chemistry
Carboxyhaemoglobin	Chemical Pathology	Co-oximetry
Cardiolipin (IgG antibodies)	Immunology	Rheumatic Disease Serology
Cardiolipin (IgM antibodies)	Immunology	Rheumatic Disease Serology
Case Study	Immunology	Case Study Module
Cashew Specific IgE	Immunology	Food Allergy
Cat Dander/Epithelium Specific IgE	Immunology	Inhalant Allergens
CD19+ Lymphocytes	Immunology	Immunophenotyping
CD19+ Lymphocytes – Absolute Numbers	Immunology	Immunophenotyping
CD3-, CD16+ Lymphocytes	Immunology	Immunophenotyping
CD3-, CD16+, CD56+ Lymphocytes	Immunology	Immunophenotyping
CD3-, CD56+ Lymphocytes	Immunology	Immunophenotyping
CD3+ lymphocytes	Immunology	Immunophenotyping
CD3+, CD4+ Lymphocytes	Immunology	Immunophenotyping
CD3+, CD4+ Lymphocytes – Absolute Numbers	Immunology	Immunophenotyping
CD3+, CD8+ Lymphocytes	Immunology	Immunophenotyping
CD3+, CD8+ Lymphocytes – Absolute Numbers	Immunology	Immunophenotyping
CD3+Lymphocytes – Absolute Numbers	Immunology	Immunophenotyping
CDH1	Molecular Genetics	Sample Exchange



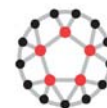
Analyte / Test	Discipline	Program
CEA	Chemical Pathology	Endocrine
CEA	Chemical Pathology	Tumour Markers
Charcot-Marie-Tooth Disease	Molecular Genetics	EMQN: Disease Specific
Chimerism	Haematology	Molecular Diagnostics: Module 5
Chimerism	Molecular Genetics	Molecular Diagnostics
Chlamydia pneumoniae serology	Serology	Bacterial
<i>Chlamydia trachomatis</i> – Molecular Diagnostics	Microbiology	Molecular Diagnostics
Chlamydia trachomatis Antigen EIA	Serology	Bacterial
Chlamydia trachomatis Antigen IFA	Serology	Bacterial
Chloride	Chemical Pathology	Blood Gases
Chloride	Chemical Pathology	Condensed Serum Chemistry - OS only
Chloride	Chemical Pathology	General Serum Chemistry
Chloride	Chemical Pathology	General Urine Chemistry
Chloride	Chemical Pathology	Liquid Serum Chemistry
Chloride	Chemical Pathology	Point of Care Testing - Blood Gases
Chloride	Chemical Pathology	Point of Care Testing - Chemistry
Chloride	Chemical Pathology	Sweat Electrolytes
Cholesterol	Chemical Pathology	Condensed Serum Chemistry - OS only
Cholesterol	Chemical Pathology	General Serum Chemistry
Cholesterol	Chemical Pathology	Liquid Serum Chemistry
Cholesterol	Chemical Pathology	Point of Care Testing - Chemistry
Cholesterol	Chemical Pathology	Special Lipids
Cholesterol – Non HDL	Chemical Pathology	Liquid Serum Chemistry
Cholesterol Crystals	Synovial Fluid	Synovial Fluid
Cholinesterase	Chemical Pathology	Condensed Serum Chemistry - OS only
Cholinesterase	Chemical Pathology	General Serum Chemistry
Cholinesterase	Chemical Pathology	Liquid Serum Chemistry
Chromium	Chemical Pathology	Trace Elements Serum
Chromium	Chemical Pathology	Trace Elements Urine
Chromium	Chemical Pathology	Trace Elements Whole Blood
<i>Clostridium difficile</i> culture/antigen/toxin detection/ribotyping	Microbiology	Clostridium difficile Laboratory Detection
Clozapine	Chemical Pathology	Special Drugs
Cobalt	Chemical Pathology	Trace Elements Serum
Cobalt	Chemical Pathology	Trace Elements Urine
Cobalt	Chemical Pathology	Trace Elements Whole Blood
Cocaine metabolites	Chemical Pathology	On-site Urine Toxicology Screening
Coeliac disease	Molecular Genetics	Sample Exchange
Complement C3	Immunology	Specific Proteins
Complement C4	Immunology	Specific Proteins
Congenital Adrenal Hyperplasia	Molecular Genetics	EMQN: Disease Specific

Analyte / Test	Discipline	Program
Constitutional Microarray Analysis (aCGH)	Molecular Genetics	EMQN: Technique Specific
Conventional gynaecological	Cytopathology	Gynaecological Cytopathology
Copper	Chemical Pathology	Trace Elements Serum
Copper	Chemical Pathology	Trace Elements Urine
Cortisol	Chemical Pathology	Condensed Serum Chemistry - OS only
Cortisol	Chemical Pathology	Endocrine
Cortisol	Chemical Pathology	General Serum Chemistry
Cortisol	Chemical Pathology	General Urine Chemistry
Cortisol	Chemical Pathology	Liquid Serum Chemistry
Cow's Milk Specific IgE	Immunology	Food Allergy
CPPD	Synovial Fluid	Synovial Fluid
C-Reactive Protein	Immunology	C-Reactive Protein
C-Reactive Protein – High Sensitivity	Immunology	C-Reactive Protein
Creatine Kinase	Chemical Pathology	Condensed Serum Chemistry - OS only
Creatine Kinase	Chemical Pathology	General Serum Chemistry
Creatine Kinase	Chemical Pathology	Liquid Serum Chemistry
Creatine Kinase	Chemical Pathology	Point of Care Testing - Chemistry
Creatine Kinase-MB	Chemical Pathology	Condensed Serum Chemistry - OS only
Creatine Kinase-MB	Chemical Pathology	General Serum Chemistry
Creatinine	Chemical Pathology	Blood Gases
Creatinine	Chemical Pathology	Condensed Serum Chemistry - OS only
Creatinine	Chemical Pathology	General Serum Chemistry
Creatinine	Chemical Pathology	General Urine Chemistry
Creatinine	Chemical Pathology	Liquid Serum Chemistry
Creatinine	Chemical Pathology	Point of Care Testing - Blood Gases
Creatinine	Chemical Pathology	Point of Care Testing - Chemistry
Creatinine	Chemical Pathology	Urine Toxicology
Crossmatching Only	Transfusion	Transfusion Competency Program
Cryptococcal Antigen	Serology	Parasite and Spirochaete
Cyclic citrullinated peptide antibodies	Immunology	Cyclic citrullinated peptide
Cyclosporin	Chemical Pathology	Immunosuppressants
CYP2C19	Molecular Genetics	Sample Exchange
CYP2C9 *2/*3	Molecular Genetics	Sample Exchange
CYP2D6	Molecular Genetics	Sample Exchange
Cystic Fibrosis	Molecular Genetics	Cystic Fibrosis Program
Cytomegalovirus	Microbiology	Molecular Diagnostics
Cytomegalovirus serology	Serology	Lymphadenopathy
D. pteronyssinus Specific IgE	Immunology	Inhalant Allergens
Dabigatran	Haematology	Special Haemostasis: Module G
DAT Only	Transfusion	Transfusion Competency Program
D-Dimer – fully quantitative	Haematology	D-Dimer: Module 1



Analyte / Test	Discipline	Program
D-Dimer – semi quantitative / qualitative	Haematology	D-Dimer: Module 2
Deamidated Gliadin (IgA antibodies)	Immunology	Coeliac Serology
Deamidated Gliadin (IgG antibodies)	Immunology	Coeliac Serology
Dermatopathology	Anatomical Pathology	Dermatopathology Diagnostic
Dermatophyte Identification	Microbiology	Mycology
DHEA Sulphate	Chemical Pathology	Endocrine
DHEA Sulphate	Chemical Pathology	Liquid Serum Chemistry
Digoxin	Chemical Pathology	Condensed Serum Chemistry - OS only
Digoxin	Chemical Pathology	General Serum Chemistry
DNA Sequencing EQA scheme - Data Assessment only	Molecular Genetics	EMQN: Technique Specific
DNA Sequencing EQA scheme - Full version	Molecular Genetics	EMQN: Technique Specific
Dopamine	Chemical Pathology	Biogenic Amines
Drug Testing	Chemical Pathology	Urine Toxicology
dsDNA antibodies	Immunology	Rheumatic Disease Serology
Duchenne & Becker Muscular Dystrophy	Molecular Genetics	EMQN: Disease Specific
eGFR	Chemical Pathology	Liquid Serum Chemistry
EGFR Mutation Screening	Molecular Genetics	Molecular Histopathology
Egg Specific IgE	Immunology	Food Allergy
Electron microscopy	Anatomical Pathology	Electron Microscopy
ENA	Immunology	Rheumatic Disease Serology
Endomysial antibodies	Immunology	Coeliac Serology
Endoscope, Microbiological surveillance culture	Microbiology	Microbiological Surveillance Culture
Entamoeba serology	Serology	Parasite and Spirochaete
Enterovirus	Microbiology	Molecular Diagnostics
Epstein Barr Virus serology	Serology	Lymphadenopathy
Erythrocyte Sedimentation Rate (method specific)	Haematology	ESR: Module 1 and Module 2
F-Actin antibodies	Immunology	Tissue Autoantibodies
Factor II	Haematology	Additional Factors: Module 2
Factor IX	Haematology	Additional Factors: Module 1
Factor V	Haematology	Additional Factors: Module 2
Factor V Leiden	Haematology	Molecular Diagnostics: Module 1
Factor VII	Haematology	Additional Factors: Module 2
Factor VIII	Haematology	Additional Factors: Module 1
Factor X	Haematology	Additional Factors: Module 2
Factor XI	Haematology	Additional Factors: Module 2
Factor XII	Haematology	Additional Factors: Module 2
Factor XIII	Haematology	Special Haemostasis: Module H
Faecal Occult Blood (Qualitative)	Chemical Pathology	Faecal Occult Blood
Faecal parasites, smears/wet films	Microbiology	Parasitology
Faecal pathogens, bacterial culture/identification	Microbiology	Bacteriology, Faecal
Familial Adenomatous Polyposis Colon Cancer	Molecular Genetics	EMQN: Disease Specific

Analyte / Test	Discipline	Program
Familial autosomal dominant hypercholesterolemia	Molecular Genetics	EMQN: Disease Specific
Familial SHOX-related disorders	Molecular Genetics	EMQN: Disease Specific
Ferritin	Chemical Pathology	Condensed Serum Chemistry - OS only
Ferritin	Chemical Pathology	Endocrine
Ferritin	Chemical Pathology	General Serum Chemistry
Ferritin	Chemical Pathology	Liquid Serum Chemistry
Fibrinogen	Haematology	Haemostasis
Flavivirus serology	Serology	Viral
FLT3-ITD	Molecular Genetics	Molecular Diagnostics
FLT-3ITD	Haematology	Molecular Diagnostics: Module 9
Foetal Cell Estimation: Flow Cytometry	Transfusion	Foeto-Maternal Haemorrhage Estimation
Foetal Cell Estimation: Kleihauer Test	Transfusion	Foeto-Maternal Haemorrhage Estimation
Folate	Chemical Pathology	Endocrine
Folate	Chemical Pathology	Liquid Serum Chemistry
Forensic Pathology	Anatomical Pathology	Forensic Diagnostic
Fragile X PCR Screening	Molecular Genetics	Inherited Disease
Fragile X Syndrome - Full Version	Molecular Genetics	EMQN: Disease Specific
Fragile X Syndrome Pre-Screening – only version	Molecular Genetics	EMQN: Disease Specific
Free Deoxyypyridinoline	Chemical Pathology	General Urine Chemistry
Free T3	Chemical Pathology	Condensed Serum Chemistry - OS only
Free T3	Chemical Pathology	Endocrine
Free T3	Chemical Pathology	General Serum Chemistry
Free T3	Chemical Pathology	Liquid Serum Chemistry
Free T4	Chemical Pathology	Condensed Serum Chemistry - OS only
Free T4	Chemical Pathology	Endocrine
Free T4	Chemical Pathology	General Serum Chemistry
Free T4	Chemical Pathology	Liquid Serum Chemistry
Friedreich Ataxia	Molecular Genetics	EMQN: Disease Specific
Frozen section histotechnology	Anatomical Pathology	Technical Frozen Section
Fructosamine	Chemical Pathology	Condensed Serum Chemistry - OS only
Fructosamine	Chemical Pathology	General Serum Chemistry
Fructosamine	Chemical Pathology	Liquid Serum Chemistry
FSH	Chemical Pathology	Endocrine
FSH	Chemical Pathology	Liquid Serum Chemistry
Fungal culture/identification	Microbiology	Mycology
FVIII Inhibitor	Haematology	Special Haemostasis: Module D
GAD Antibodies	Immunology	Type 1 Diabetes Antibodies
Gamma Glutamyl Transferase	Chemical Pathology	Condensed Serum Chemistry - OS only
Gamma Glutamyl Transferase	Chemical Pathology	General Serum Chemistry
Gamma Glutamyl Transferase	Chemical Pathology	Liquid Serum Chemistry
Gamma Glutamyl Transferase	Chemical Pathology	Point of Care Testing - Chemistry



Analyte / Test	Discipline	Program
Gastrin	Chemical Pathology	Tumour Markers
General Anatomical Pathology	Anatomical Pathology	General Diagnostic
Genital swabs culture/identification	Microbiology	Bacteriology, Genital-Anaerobe
Gentamicin	Chemical Pathology	Condensed Serum Chemistry - OS only
Gentamicin	Chemical Pathology	General Serum Chemistry
Gentamicin	Chemical Pathology	Special Drugs
Globulins	Chemical Pathology	Liquid Serum Chemistry
Glomerular Basement Membrane antibody	Immunology	Vasculitis Serology
Glucose	Chemical Pathology	Blood Gases
Glucose	Chemical Pathology	Condensed Serum Chemistry - OS only
Glucose	Chemical Pathology	CSF Chemistry
Glucose	Chemical Pathology	General Serum Chemistry
Glucose	Chemical Pathology	General Urine Chemistry
Glucose	Chemical Pathology	Liquid Serum Chemistry
Glucose	Chemical Pathology	Point of Care Testing - Blood Gases
Glucose	Chemical Pathology	Point of Care Testing - Chemistry
Glucose, urine dipstick chemistry	Microbiology	Urine Dipstick Chemistry
Glucose-6-phosphate dehydrogenase Assay	Haematology	G-6-PD
Glucose-6-phosphate dehydrogenase Screen	Haematology	G-6-PD
Gonococcal culture/identification	Microbiology	Bacteriology, Genital-Anaerobe
Gram stains	Microbiology	STAT Microscopy
Grass Pollen Mix Allergens	Immunology	Inhalant Allergens
Growth Hormone	Chemical Pathology	Endocrine
Growth Hormone	Chemical Pathology	Liquid Serum Chemistry
Gynaecological Pathology	Anatomical Pathology	Gynaecological Diagnostic
Haematocrit	Chemical Pathology	Point of Care Testing - Blood Gases
Haematocrit	Haematology	Full Blood Count
Haemoglobin	Chemical Pathology	Co-oximetry
Haemoglobin	Chemical Pathology	Point of Care Testing - Blood Gases
Haemoglobin	Haematology	Full Blood Count
Haemoglobin A ₂	Haematology	Haemoglobinopathy
Haemoglobin F	Haematology	Haemoglobinopathy
Haptoglobin	Immunology	Specific Proteins
HbA1c - Lyophilised blood	Chemical Pathology	Glycohaemoglobin Lyophilised
HbA1c - Whole blood	Chemical Pathology	Glycohaemoglobin Whole Blood
hCG-Qualitative Total	Chemical Pathology	Condensed Serum Chemistry - OS only
hCG-Qualitative Total	Chemical Pathology	General Serum Chemistry
hCG-Qualitative Total	Chemical Pathology	General Urine Chemistry
hCG-Qualitative Total	Chemical Pathology	Urine Pregnancy
hCG-Quantitative Total	Chemical Pathology	Condensed Serum Chemistry - OS only

Analyte / Test	Discipline	Program
hCG-Quantitative Total	Chemical Pathology	Endocrine
hCG-Quantitative Total	Chemical Pathology	General Serum Chemistry
hCG-Quantitative Total	Chemical Pathology	General Urine Chemistry
hCG-Quantitative Total	Chemical Pathology	Tumour Markers
HDL Cholesterol	Chemical Pathology	Condensed Serum Chemistry - OS only
HDL Cholesterol	Chemical Pathology	General Serum Chemistry
HDL Cholesterol	Chemical Pathology	Liquid Serum Chemistry
HDL Cholesterol	Chemical Pathology	Point of Care Testing - Chemistry
HDL Cholesterol	Chemical Pathology	Special Lipids
<i>Helicobacter pylori</i> serology	Serology	Bacterial
Heparin Monitoring - Low Molecular Weight Heparin	Haematology	Special Haemostasis: Module F Option2
Heparin Monitoring - Unfractionated Heparin	Haematology	Special Haemostasis: Module F Option1
Hepatitis A serology	Serology	Hepatitis
Hepatitis B DNA (Qualitative/ Quantitative)	Serology	Molecular Diagnostics
Hepatitis B serology	Serology	Hepatitis
Hepatitis C Genotyping	Serology	Molecular Diagnostics
Hepatitis C RNA (Qualitative/ Quantitative)	Serology	Molecular Diagnostics
Hepatitis C serology	Serology	Hepatitis
Hepatitis D serology	Serology	Hepatitis
Hepatitis E serology	Serology	Hepatitis
HER-2 BRISH Breast techniques	Anatomical Pathology	HER-2 BRISH (Breast)
Hereditary Deafness - GJB2/GJB6	Molecular Genetics	EMQN: Disease Specific
Hereditary Haemochromatosis	Molecular Genetics	EMQN: Disease Specific
Hereditary Haemochromatosis	Molecular Genetics	Molecular Diagnostics
Hereditary Haemochromatosis Cys282Tyr	Haematology	Molecular Diagnostics: Module 2
Hereditary Haemochromatosis His63Asp	Haematology	Molecular Diagnostics: Module 2
Hereditary Recurrent Fevers	Molecular Genetics	EMQN: Disease Specific
<i>Herpes simplex</i> serology	Serology	Viral
Herpes simplex virus type 1 and 2	Microbiology	Molecular Diagnostics
Histotechnology (routine)	Anatomical Pathology	Technical
HIV PoCT ONLY	Serology	Point-of-Care Program
HIV serology (comprehensive)	Serology	Retroviral
HIV-1 RNA (Quantitative)	Serology	Molecular Diagnostics
HLA B*57 (in conjunction with APHIA)	Immunology	HLA B*57
HLA B27 Status	Immunology	HLA B27 Status
HMMA	Chemical Pathology	Biogenic Amines
Homocysteine	Chemical Pathology	Endocrine
House Dust Mite Mix Allergens	Immunology	Inhalant Allergens
House Dust Mite Specific IgE (D. pteronyssinus)	Immunology	Inhalant Allergens
HTLV serology	Serology	Retroviral
Human Papillomavirus DNA	Serology	Molecular Diagnostics



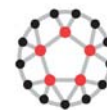
Analyte / Test	Discipline	Program
Huntington Disease	Molecular Genetics	EMQN: Disease Specific
HVA	Chemical Pathology	Biogenic Amines
Hydatid serology	Serology	Parasite and Spirochaete
IA2 antibodies	Immunology	Type 1 Diabetes Antibodies
IDH1/IDH2 Sequencing	Molecular Genetics	Sample Exchange
IgA	Immunology	Specific Proteins
IgE	Immunology	IgE (Total)
IGF-1	Chemical Pathology	IGF-1/C Peptide
IGF-BP3	Chemical Pathology	IGF-1/C Peptide
IgG	Immunology	Specific Proteins
IgG Subclasses	Immunology	IgG Subclasses
IgM	Immunology	Specific Proteins
Immunogenotyping	Molecular Genetics	Molecular Diagnostics
Immunoglobulin G	Chemical Pathology	CSF Chemistry
Immunoglobulin heavy chain gene	Haematology	Molecular Diagnostics: Module 4
Immunohistochemistry (routine technical)	Anatomical Pathology	IHC Technical Markers
Immunohistochemistry Diagnostic Markers	Anatomical Pathology	IHC Diagnostic
Infectious Mononucleosis	Serology	Infectious Mononucleosis
Influenza	Serology	Molecular Diagnostics
Influenza A & B Antibody serology	Serology	Vaccine Preventable
Influenza A & B Antigen PoCT ONLY	Serology	Point-of-Care Program
Insulin	Chemical Pathology	Endocrine
Interleukin 28b genotyping	Molecular Genetics	Sample Exchange
International Normalised Ratio	Haematology	Haemostasis
International Normalised Ratio	Haematology	Point-of-Care INR
Intrinsic Factor antibodies	Immunology	Tissue Autoantibodies
Iodine	Chemical Pathology	Trace Elements Urine
Iron	Chemical Pathology	Condensed Serum Chemistry - OS only
Iron	Chemical Pathology	General Serum Chemistry
Iron	Chemical Pathology	Liquid Serum Chemistry
Iron	Chemical Pathology	Trace Elements Urine
Islet Cell antibodies	Immunology	Type 1 Diabetes Antibodies
Isolates from blood cultures and sterile sites	Microbiology	Bacteriology, Difficult Isolate
Jak 2	Haematology	Molecular Diagnostics: Module 7
JAK2	Molecular Genetics	Molecular Diagnostics
Kennedy's Disease	Molecular Genetics	Sample Exchange
KRAS Mutation Screening	Molecular Genetics	Molecular Histopathology
Lactate	Chemical Pathology	Blood Gases
Lactate	Chemical Pathology	Condensed Serum Chemistry - OS only
Lactate	Chemical Pathology	CSF Chemistry
Lactate	Chemical Pathology	General Serum Chemistry

Analyte / Test	Discipline	Program
Lactate	Chemical Pathology	Liquid Serum Chemistry
Lactate	Chemical Pathology	Point of Care Testing - Blood Gases
Lactate Dehydrogenase	Chemical Pathology	Condensed Serum Chemistry - OS only
Lactate Dehydrogenase	Chemical Pathology	General Serum Chemistry
Lactate Dehydrogenase	Chemical Pathology	Liquid Serum Chemistry
Lactate Dehydrogenase	Chemical Pathology	Point of Care Testing - Chemistry
Latex Specific IgE	Immunology	Inhalant Allergens
LDL Calculated	Chemical Pathology	Liquid Serum Chemistry
LDL Cholesterol	Chemical Pathology	Special Lipids
Lead	Chemical Pathology	Trace Elements Urine
Lead	Chemical Pathology	Trace Elements Whole Blood
Legionella serology	Serology	Bacterial
Legionella Urinary Antigen	Serology	Bacterial
Leptospiral serology	Serology	Parasite and Spirochaete
Leucocyte esterase, urine dipstick chemistry	Microbiology	Urine Dipstick Chemistry
LH	Chemical Pathology	Endocrine
LH	Chemical Pathology	Liquid Serum Chemistry
Lipase	Chemical Pathology	Condensed Serum Chemistry - OS only
Lipase	Chemical Pathology	General Serum Chemistry
Lipase	Chemical Pathology	Liquid Serum Chemistry
Lipoprotein (a)	Chemical Pathology	Special Lipids
Liquid-based Surepath gynaecological	Cytopathology	Gynaecological Cytopathology
Liquid-based ThinPrep gynaecological	Cytopathology	Gynaecological Cytopathology
Lithium	Chemical Pathology	Condensed Serum Chemistry - OS only
Lithium	Chemical Pathology	General Serum Chemistry
Lithium	Chemical Pathology	Trace Elements Serum
Liver / kidney Microsome antibodies	Immunology	Tissue Autoantibodies
Lupus Anticoagulant	Haematology	Special Haemostasis: Module A
Lymphoma Immunohistochemistry	Anatomical Pathology	IHC Lymphoma Markers
Lynch Syndrome	Molecular Genetics	EMQN: Disease Specific
Magnesium	Chemical Pathology	Condensed Serum Chemistry - OS only
Magnesium	Chemical Pathology	General Serum Chemistry
Magnesium	Chemical Pathology	General Urine Chemistry
Magnesium	Chemical Pathology	Liquid Serum Chemistry
Magnesium	Chemical Pathology	Point of Care Testing - Chemistry
Magnesium	Chemical Pathology	Trace Elements Serum
Magnesium	Chemical Pathology	Trace Elements Urine
Magnesium	Chemical Pathology	Trace Elements Whole Blood
Malarial Parasite - Virtual Program	Haematology	Malarial Parasite
Manganese	Chemical Pathology	Trace Elements Urine
Manganese	Chemical Pathology	Trace Elements Whole Blood



Analyte / Test	Discipline	Program
Maternal Cell Contamination	Molecular Genetics	Technical
Mean Cell Volume	Haematology	Full Blood Count
Measles serology	Serology	Vaccine Preventable
mecA gene/nuc	Microbiology	Molecular Diagnostics
Mercury	Chemical Pathology	Trace Elements Urine
Mercury	Chemical Pathology	Trace Elements Whole Blood
Metanephrine	Chemical Pathology	Biogenic Amines
Metanephrine	Chemical Pathology	Plasma Metanephrines
Methaemoglobin	Chemical Pathology	Co-oximetry
Methamphetamine	Chemical Pathology	On-site Urine Toxicology Screening
Methotrexate	Chemical Pathology	Special Drugs
Methylation of MLH1 promoter	Molecular Genetics	Sample Exchange
MGMT hypermethylation	Molecular Genetics	Sample Exchange
Mitochondrial antibodies	Immunology	Tissue Autoantibodies
Mitochondrial Myopathy	Molecular Genetics	Inherited Disease
Molecular testing for Melanoma	Molecular Genetics	EMQN: Molecular Pathology
Molecular testing in Lung Cancer (NSCLC)	Molecular Genetics	EMQN: Molecular Pathology
Molecular testing in sporadic colorectal cancer	Molecular Genetics	EMQN: Molecular Pathology
Monogenic Diabetes	Molecular Genetics	EMQN: Disease Specific
Monosodium Urate Monohydrate (Urate) Crystals	Synovial Fluid	Synovial Fluid
Morphology	Haematology	Morphology
Morphology Educational DVD – Virtual Images	Haematology	Morphology
Mould Mix Allergens	Immunology	Inhalant Allergens
MTHFR (Ala677Val)	Haematology	Molecular Diagnostics: Module 1
Multiple Endocrine Neoplasia Type 2	Molecular Genetics	EMQN: Disease Specific
Mumps serology	Serology	Vaccine Preventable
Mycobacterial culture	Microbiology	Bacteriology, Mycobacteriology
<i>Mycobacterium avium</i> complex	Microbiology	Molecular Diagnostics
<i>Mycobacterium tuberculosis</i>	Microbiology	Molecular Diagnostics
Mycology culture/identification	Microbiology	Mycology
Mycophenolate	Chemical Pathology	Special Drugs
Mycoplasma serology	Serology	Bacterial
Myeloperoxidase antibodies	Immunology	Vasculitis Serology
Myositis and scleroderma antibodies	Immunology	Myositis Specific and Scleroderma antibodies
Myotonic Dystrophy	Molecular Genetics	EMQN: Disease Specific
<i>Neisseria gonorrhoeae</i>	Microbiology	Molecular Diagnostics
<i>Neisseria meningitidis</i>	Microbiology	Molecular Diagnostics
Neuropathology	Anatomical Pathology	Neuropathology Diagnostic
Neuropathology Immunohistochemistry and Technical	Anatomical Pathology	Neuropathology IHC and Technical
Next Gen Sequencing - Pilot	Molecular Genetics	Technical
NextGen DNA Sequencing - Pilot EQA scheme	Molecular Genetics	EMQN: Technique Specific

Analyte / Test	Discipline	Program
Nickel	Chemical Pathology	Trace Elements Urine
Nitrite, urine dipstick chemistry	Microbiology	Urine Dipstick Chemistry
Non-crystalline inclusions (cartilage, fibrin, rice bodies)	Synovial Fluid	Synovial Fluid
Non-gynaecological Fine needle Aspiration	Cytopathology	Non-gynaecological Cytopathology
Non-gynaecological General	Cytopathology	Non-gynaecological Cytopathology
Non-invasive prenatal diagnosis:Cell free fetal DNA for sex determination-Pilot	Molecular Genetics	EMQN: Technique Specific
Noradrenaline	Chemical Pathology	Biogenic Amines
Normetanephrine	Chemical Pathology	Biogenic Amines
Normetanephrine	Chemical Pathology	Plasma Metanephrines
Nortriptyline	Chemical Pathology	Special Drugs
NRAS Mutation Screening - Pilot	Molecular Genetics	Molecular Histopathology
NSE	Chemical Pathology	Tumour Markers
N-Telopeptides	Chemical Pathology	General Urine Chemistry
NT-pro B Type Natriuretic Peptide	Chemical Pathology	BNP Program
Nucleosome antibodies	Immunology	Rheumatic Disease Serology
Oestradiol	Chemical Pathology	Endocrine
Oestradiol	Chemical Pathology	Liquid Serum Chemistry
Oestriol (Unconjugated)	Chemical Pathology	Endocrine
Oligoclonal Banding - Interpretive Comment	Chemical Pathology	CSF Oligoclonal Bands
Oligoclonal Banding (CSF)	Chemical Pathology	CSF Oligoclonal Bands
Oligoclonal Banding (Serum)	Chemical Pathology	CSF Oligoclonal Bands
Oligodendroglioma LOH 1p19q	Molecular Genetics	Sample Exchange
Oncogene Panel Testing	Molecular Genetics	EMQN: Disease Specific
Oncology Immunophenotyping	Haematology	Oncology Immunophenotyping
Opiates	Chemical Pathology	On-site Urine Toxicology Screening
Oral and Maxillofacial Pathology	Anatomical Pathology	Oral and Maxillofacial Pathology
Osmolality	Chemical Pathology	Condensed Serum Chemistry - OS only
Osmolality	Chemical Pathology	General Serum Chemistry
Osmolality	Chemical Pathology	General Urine Chemistry
Osmolality	Chemical Pathology	Liquid Serum Chemistry
Osmolar Gap	Chemical Pathology	Liquid Serum Chemistry
Osteogenesis imperfect	Molecular Genetics	EMQN: Disease Specific
Oxyhaemoglobin	Chemical Pathology	Co-oximetry
P1NP	Chemical Pathology	Endocrine
Paediatric Morphology - Virtual Program	Haematology	Paediatric Morphology
Paediatric Pathology	Anatomical Pathology	Paediatric Diagnostic
Paracetamol	Chemical Pathology	Condensed Serum Chemistry - OS only
Paracetamol	Chemical Pathology	General Serum Chemistry
Paraprotein Identity – Serum & Urine	Immunology	Paraproteins
Paraprotein Quantitation – Serum & Urine	Immunology	Paraproteins



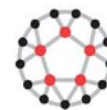
Analyte / Test	Discipline	Program
Parietal Cell antibodies	Immunology	Tissue Autoantibodies
Paroxysmal nocturnal haemoglobinuria (PNH)	Haematology	Oncology Immunophenotyping
Parvovirus serology	Serology	Viral
Patient Identification, Blood Group, Antibody Screen, Crossmatch/ Compatibility Testing and DAT	Transfusion	Basic Compatibility Module
Patient Identification, Blood Group, Antibody Screen/ Identification, Crossmatch/ Compatibility Testing, DAT and Elution Studies	Transfusion	General Compatibility Module
pCO ₂	Chemical Pathology	Blood Gases
pCO ₂	Chemical Pathology	Point of Care Testing - Blood Gases
Peanut Specific IgE	Immunology	Food Allergy
Performance Measures	Cytopathology	Gynaecological Cytopathology
PFA-100 analysis	Haematology	Special Haemostasis: Module E
pH	Chemical Pathology	Blood Gases
pH	Chemical Pathology	Point of Care Testing - Blood Gases
Phenobarbitone	Chemical Pathology	Condensed Serum Chemistry - OS only
Phenobarbitone	Chemical Pathology	General Serum Chemistry
Phenotyping Only (Rh/ K antigens)	Transfusion	Transfusion Competency Program
Phenylketonuria	Molecular Genetics	EMQN: Disease Specific
Phenytoin	Chemical Pathology	Condensed Serum Chemistry - OS only
Phenytoin	Chemical Pathology	General Serum Chemistry
Phosphate	Chemical Pathology	General Urine Chemistry
Phosphate	Chemical Pathology	Point of Care Testing - Chemistry
Phosphate (Inorganic)	Chemical Pathology	Condensed Serum Chemistry - OS only
Phosphate (Inorganic)	Chemical Pathology	General Serum Chemistry
Phosphate (Inorganic)	Chemical Pathology	Liquid Serum Chemistry
Pigeon (IgG antibodies)	Immunology	Fungal & Avian Antibodies
Platelet	Haematology	Full Blood Count
PML/RARa	Molecular Genetics	Molecular Diagnostics
PML:RARA	Haematology	Molecular Diagnostics: Module 8
pO ₂	Chemical Pathology	Blood Gases
pO ₂	Chemical Pathology	Point of Care Testing - Blood Gases
Porphobilinogen Qualitative	Chemical Pathology	Porphyrins Urine
Porphobilinogen Quantitative	Chemical Pathology	Porphyrins Urine
Porphyria	Molecular Genetics	EMQN: Disease Specific
Porphyryn Faecal Components	Chemical Pathology	Porphyrins Faeces
Porphyryn Faecal Dry Weight	Chemical Pathology	Porphyrins Faeces
Porphyryn Faecal Total	Chemical Pathology	Porphyrins Faeces
Porphyryn Plasma Components	Chemical Pathology	Porphyrins Plasma
Porphyryn Plasma Total	Chemical Pathology	Porphyrins Plasma
Porphyryn Urine Components	Chemical Pathology	Porphyrins Urine
Porphyryn Urine Total	Chemical Pathology	Porphyrins Urine

Analyte / Test	Discipline	Program
Porphyryn Whole Blood Fractions	Chemical Pathology	Porphyryns Whole Blood
Porphyryn Whole Blood Total	Chemical Pathology	Porphyryns Whole Blood
Porphyryn Whole Blood Total Clinical Evaluation	Chemical Pathology	Porphyryns Whole Blood
Post-Analytical	KIMMS	Non-Analytical Programs
Potassium	Chemical Pathology	Blood Gases
Potassium	Chemical Pathology	Condensed Serum Chemistry - OS only
Potassium	Chemical Pathology	General Serum Chemistry
Potassium	Chemical Pathology	General Urine Chemistry
Potassium	Chemical Pathology	Liquid Serum Chemistry
Potassium	Chemical Pathology	Point of Care Testing - Blood Gases
Potassium	Chemical Pathology	Point of Care Testing - Chemistry
Prader-Willi & Angelman Syndromes	Molecular Genetics	EMQN: Disease Specific
Prawn Specific IgE	Immunology	Food Allergy
Prealbumin	Immunology	Specific Proteins
Pre-Analytical Phase – Identification Problems	KIMMS	Non-Analytical Programs
Pre-Analytical Phase – Samples Rejected	KIMMS	Non-Analytical Programs
Progesterone	Chemical Pathology	Endocrine
Progesterone	Chemical Pathology	Liquid Serum Chemistry
Prolactin	Chemical Pathology	Endocrine
Prolactin	Chemical Pathology	Liquid Serum Chemistry
Prolactin	Chemical Pathology	Tumour Markers
Protein (Total)	Chemical Pathology	Condensed Serum Chemistry - OS only
Protein (Total)	Chemical Pathology	CSF Chemistry
Protein (Total)	Chemical Pathology	General Serum Chemistry
Protein (Total)	Chemical Pathology	General Urine Chemistry
Protein (Total)	Chemical Pathology	Liquid Serum Chemistry
Protein (Total)	Chemical Pathology	Point of Care Testing - Chemistry
Protein C	Haematology	Special Haemostasis: Module B
Protein S	Haematology	Special Haemostasis: Module B
Protein, urine dipstick chemistry	Microbiology	Urine Dipstick Chemistry
Proteinase-3 antibodies	Immunology	Vasculitis Serology
Prothrombin gene G20210A mutation	Haematology	Molecular Diagnostics: Module 1
PSA - Free	Chemical Pathology	Endocrine PSA
PSA - Total	Chemical Pathology	Endocrine PSA
PSA - Total	Chemical Pathology	Tumour Markers
PTEN	Molecular Genetics	Sample Exchange
PTH	Chemical Pathology	Endocrine
Q fever serology	Serology	Vaccine Preventable
QuantiFERON® -TB Gold (detection only)	Serology	Bacterial
Red Blood Cells	Haematology	Full Blood Count
Red Cell Folate	Chemical Pathology	Endocrine Red Cell Folate



Analyte / Test	Discipline	Program
Reticulocyte Count - Automated (Instrument specific)	Haematology	Reticulocyte: Module 2 and Module 3
Reticulocyte Count - Manual	Haematology	Reticulocyte: Module 1
Retinoblastoma	Molecular Genetics	EMQN: Disease Specific
Rheumatoid Factor - Quantitative	Immunology	Rheumatoid Factor
Rickettsial serology	Serology	Bacterial
Rivaroxaban	Haematology	Special Haemostasis: Module G
RSV Antigen PoCT ONLY	Serology	Point-of-Care Program
Rubella	Serology	Antenatal
Rye Grass Pollen Specific IgE	Immunology	Inhalant Allergens
Salicylate	Chemical Pathology	Condensed Serum Chemistry - OS only
Salicylate	Chemical Pathology	General Serum Chemistry
Sanger DNA Sequencing	Molecular Genetics	Technical
Schistosomiasis serology	Serology	Parasite and Spirochaete
Scleroderma and Myositis antibodies	Immunology	Myositis Specific and Scleroderma antibodies
SDHB	Molecular Genetics	Sample Exchange
Selenium	Chemical Pathology	Trace Elements Serum
Selenium	Chemical Pathology	Trace Elements Urine
Selenium	Chemical Pathology	Trace Elements Whole Blood
Serotonin	Chemical Pathology	Biogenic Amines
Serum Free Light Chains	Immunology	Paraproteins
Sesame Seed Specific IgE	Immunology	Food Allergy
SHBG	Chemical Pathology	Endocrine
SHBG	Chemical Pathology	Liquid Serum Chemistry
Silver-Russell syndrome (Pilot)	Molecular Genetics	EMQN: Disease Specific
Sirolimus	Chemical Pathology	Immunosuppressants
Skin Basement Membrane antibodies	Immunology	Coeliac Serology
Skin Intercellular Substance antibodies	Immunology	Coeliac Serology
Skin swabs culture/identification	Microbiology	Bacteriology, Skin/Throat
Smooth Muscle antibodies	Immunology	Tissue Autoantibodies
Sodium	Chemical Pathology	Blood Gases
Sodium	Chemical Pathology	Condensed Serum Chemistry - OS only
Sodium	Chemical Pathology	General Serum Chemistry
Sodium	Chemical Pathology	General Urine Chemistry
Sodium	Chemical Pathology	Liquid Serum Chemistry
Sodium	Chemical Pathology	Point of Care Testing - Blood Gases
Sodium	Chemical Pathology	Point of Care Testing - Chemistry
Soy Specific IgE	Immunology	Food Allergy
Spinal Muscular Atrophy	Molecular Genetics	EMQN: Disease Specific
Spinocerebellar Ataxia's	Molecular Genetics	EMQN: Disease Specific
Sputum, culture/identification/antibiotic susceptibility	Microbiology	Bacteriology, Respiratory
Streptococcal serology	Serology	Bacterial

Analyte / Test	Discipline	Program
Sweat Conductivity	Chemical Pathology	Sweat Electrolytes
Sweat Electrolytes - Clinical Evaluation	Chemical Pathology	Sweat Electrolytes
Synthetic Corticosteroid Crystals	Synovial Fluid	Synovial Fluid
Syphilis	Serology	Antenatal
T cell receptor gene	Haematology	Molecular Diagnostics: Module 4
Tacrolimus	Chemical Pathology	Immunosuppressants
Testosterone	Chemical Pathology	Endocrine
Testosterone	Chemical Pathology	Liquid Serum Chemistry
Thalassaemia beta, Thalassaemia alpha	Haematology	Molecular Diagnostics: Module 6
Thalassemia	Molecular Genetics	Molecular Diagnostics
Thallium	Chemical Pathology	Trace Elements Serum
Thallium	Chemical Pathology	Trace Elements Urine
Thallium	Chemical Pathology	Trace Elements Whole Blood
Theophylline	Chemical Pathology	Condensed Serum Chemistry - OS only
Theophylline	Chemical Pathology	General Serum Chemistry
Throat swab culture/identification	Microbiology	Bacteriology, Skin/Throat
Thrombin Time	Haematology	Haemostasis
Thrombosis	Molecular Genetics	Molecular Diagnostics
Thyroglobulin	Chemical Pathology	Tumour Markers
Thyroglobulin antibodies	Immunology	Tissue Autoantibodies
Thyroid Microsome (TPO) antibodies	Immunology	Tissue Autoantibodies
Thyroid Receptor antibodies	Immunology	Tissue Autoantibodies
Thyroxine	Chemical Pathology	Condensed Serum Chemistry - OS only
Thyroxine	Chemical Pathology	General Serum Chemistry
TIBC	Chemical Pathology	Condensed Serum Chemistry - OS only
TIBC	Chemical Pathology	General Serum Chemistry
TIBC	Chemical Pathology	Liquid Serum Chemistry
Tobramycin	Chemical Pathology	Special Drugs
Total Carotenoids	Chemical Pathology	Vitamins Serum
Total CD34/uL	Haematology	CD34
Total CO2	Chemical Pathology	Point of Care Testing - Blood Gases
Total T3	Chemical Pathology	Condensed Serum Chemistry - OS only
Total T3	Chemical Pathology	Endocrine
Total T4	Chemical Pathology	Endocrine
Total Urine Protein	Immunology	Paraproteins
Toxoplasma serology	Serology	Lymphadenopathy
TP53	Molecular Genetics	Sample Exchange
TPMT Genotyping	Molecular Genetics	Sample Exchange
Transferrin	Chemical Pathology	Condensed Serum Chemistry - OS only
Transferrin	Chemical Pathology	General Serum Chemistry
Transferrin	Chemical Pathology	Liquid Serum Chemistry



Analyte / Test	Discipline	Program
Transferrin Saturation	Chemical Pathology	Liquid Serum Chemistry
Transglutaminase (IgA antibodies)	Immunology	Coeliac Serology
Transglutaminase (IgG antibodies)	Immunology	Coeliac Serology
Tricyclic AntidepressantScreen	Chemical Pathology	Special Drugs
Triglyceride	Chemical Pathology	Condensed Serum Chemistry - OS only
Triglyceride	Chemical Pathology	General Serum Chemistry
Triglyceride	Chemical Pathology	Liquid Serum Chemistry
Triglyceride	Chemical Pathology	Point of Care Testing - Chemistry
Triglyceride	Chemical Pathology	Special Lipids
Troponin I	Chemical Pathology	Condensed Serum Chemistry - OS only
Troponin I	Chemical Pathology	General Serum Chemistry
Troponin I	Chemical Pathology	Point of Care Testing - Troponin
Troponin T (qualitative) Rapid Assay	Chemical Pathology	Condensed Serum Chemistry - OS only
Troponin T (qualitative) Rapid Assay	Chemical Pathology	General Serum Chemistry
Troponin T (quantitative)	Chemical Pathology	Condensed Serum Chemistry - OS only
Troponin T (quantitative)	Chemical Pathology	General Serum Chemistry
Troponin T (semi-qual) Roche Cardiac Reader	Chemical Pathology	Condensed Serum Chemistry - OS only
Troponin T (semi-qual) Roche Cardiac Reader	Chemical Pathology	General Serum Chemistry
Troponin T (semi-qual) Roche cobas h232	Chemical Pathology	Point of Care Testing - Troponin
Tryptase	Immunology	Tryptase
TSH	Chemical Pathology	Condensed Serum Chemistry - OS only
TSH	Chemical Pathology	Endocrine
TSH	Chemical Pathology	General Serum Chemistry
TSH	Chemical Pathology	Liquid Serum Chemistry
Urate	Chemical Pathology	Condensed Serum Chemistry - OS only
Urate	Chemical Pathology	General Serum Chemistry
Urate	Chemical Pathology	General Urine Chemistry
Urate	Chemical Pathology	Liquid Serum Chemistry
Urate	Chemical Pathology	Point of Care Testing - Chemistry
Urate	Synovial Fluid	Synovial Fluid
Urea	Chemical Pathology	Blood Gases
Urea	Chemical Pathology	Condensed Serum Chemistry - OS only
Urea	Chemical Pathology	General Serum Chemistry
Urea	Chemical Pathology	General Urine Chemistry
Urea	Chemical Pathology	Liquid Serum Chemistry
Urea	Chemical Pathology	Point of Care Testing - Blood Gases
Urine ALA	Chemical Pathology	Porphyrins Urine
Urine cells counts	Microbiology	Bacteriology, Urine, STAT
Urine culture, bacterial count, identification, antibiotic susceptibility	Microbiology	Bacteriology, Urine
Urological Pathology	Anatomical Pathology	Urological Diagnostic

Analyte / Test	Discipline	Program
Valproate	Chemical Pathology	Condensed Serum Chemistry - OS only
Valproate	Chemical Pathology	General Serum Chemistry
Vanadium	Chemical Pathology	Trace Elements Serum
Vanadium	Chemical Pathology	Trace Elements Urine
Vancomycin	Chemical Pathology	Condensed Serum Chemistry - OS only
Vancomycin	Chemical Pathology	General Serum Chemistry
Vancomycin	Chemical Pathology	Special Drugs
Variant Haemoglobin	Haematology	Haemoglobinopathy
<i>Varicella zoster</i> serology	Serology	Vaccine Preventable
Varicella zoster virus	Microbiology	Molecular Diagnostics
Vitamin A	Chemical Pathology	Vitamins Serum
Vitamin B1	Chemical Pathology	Vitamins Whole Blood
Vitamin B12	Chemical Pathology	Endocrine
Vitamin B12	Chemical Pathology	Liquid Serum Chemistry
Vitamin B2	Chemical Pathology	Vitamins Whole Blood
Vitamin B6	Chemical Pathology	Vitamins Serum
Vitamin B6	Chemical Pathology	Vitamins Whole Blood
Vitamin C	Chemical Pathology	Vitamin C
Vitamin D3	Chemical Pathology	Endocrine
Vitamin D3	Chemical Pathology	Liquid Serum Chemistry
Vitamin E	Chemical Pathology	Vitamins Serum
Von Hippel Lindau Syndrome	Molecular Genetics	EMQN: Disease Specific
Von Hippel-Lindau	Molecular Genetics	Sample Exchange
von Willebrand Factor	Haematology	Special Haemostasis: Module C
VRE screen	Microbiology	VRE Screen Module
WBC Differential (Instrument specific material)	Haematology	Automated Differential: Various modules
WCC	Haematology	CD34
Weak RhD Testing Only	Transfusion	Transfusion Competency Program
Wheat Grain Specific IgE	Immunology	Food Allergy
White Blood Cells	Haematology	Full Blood Count
Wilson Disease	Molecular Genetics	EMQN: Disease Specific
Wound culture/identification	Microbiology	Bacteriology, Genital-Anaerobe
Xanthochromia Screen - Bilirubin	Chemical Pathology	CSF Chemistry
Xanthochromia Screen - Haemoglobin	Chemical Pathology	CSF Chemistry
Y-chromosome microdeletions	Molecular Genetics	EMQN: Disease Specific
Yeast identification, antibiotic susceptibility	Microbiology	Mycology
Zinc	Chemical Pathology	Trace Elements Serum
Zinc	Chemical Pathology	Trace Elements Urine
Zinc	Chemical Pathology	Trace Elements Whole Blood



RCPAQAP
RCPA Quality Assurance Programs

**RCPA Quality Assurance
Programs Pty Limited**

ABN 32 003 520 072

Suite 201 / 8 Herbert Street
St Leonards NSW 2065 Australia

Within Australia

T 1300 78 29 20

F 1300 78 29 21

International

T + 61 2 9045 6000

F +61 2 9356 2003

NATA Accredited Proficiency Testing
Scheme Provider – Number 14863

Accredited to ISO/IEC 17043:2010

rcpaqap.com.au